

## CH KIDS COLLECTION

CH KIDS SEATING	CHK 2 - 4
CH KIDS SYSTEMS	CHK 5 - 6
CH KIDS OTTOMANS	CHK 7 - 8



# CH KIDS COLLECTION | CH KIDS SEATING







CERTIFIED  
CLEAN AIR GOLD

COMPONENT-BASED  
CONSTRUCTION





2K STATIC  
CAPACITY

1K DROP  
CAPACITY

## CHK - CLEAN-OUT SEAT

			MODEL	YARDS	COM	M	COL O	P	R	S	T	U	W/WL
<b>20" STRAIGHT</b>				<b>CHKOST-1-20</b>	3	1224	1335	1470	1593	1725	1854	1986	2115 2310
<b>W:</b> 20	<b>D:</b> 25	<b>H:</b> 28											
<b>SW:</b> 20	<b>SD:</b> 17	<b>SH:</b> 16											
<b>BH:</b> 12													
<b>40" STRAIGHT</b>				<b>CHKOST-1-40</b>	3.25	1958	2078	2225	2358	2501	2641	2784	2923 3135
<b>W:</b> 40	<b>D:</b> 25	<b>H:</b> 28											
<b>SW:</b> 20	<b>SD:</b> 17	<b>SH:</b> 16											
<b>BH:</b> 12													
<b>45° INSIDE CURVE</b>				<b>CHKOIC-1-45</b>	3.25	1904	2024	2171	2304	2447	2587	2730	2869 3081
<b>W:</b> 37.75	<b>D:</b> 26.5	<b>H:</b> 28											
<b>SW:</b> 20	<b>SD:</b> 17	<b>SH:</b> 16											
<b>BH:</b> 12													
<b>45° OUTSIDE CURVE</b>				<b>CHKOOC-1-45</b>	3.25	1904	2024	2171	2304	2447	2587	2730	2869 3081
<b>W:</b> 37.75	<b>D:</b> 26.5	<b>H:</b> 28											
<b>SW:</b> 37.75	<b>SD:</b> 17	<b>SH:</b> 16											
<b>BH:</b> 12													


## CH KIDS | LEG OPTIONS

		MODEL	PRICE	
<b>BRUSHED ALUMINUM LEGS</b>		4BA	No Upcharge	
		MODEL	DESCRIPTION	PRICE
<b>WOOD LEGS</b>		GGCH4	Specify Wood Finish	No Upcharge
		MODEL	DESCRIPTION	PRICE
<b>HIDE &amp; GO MOBILITY</b>		HGCH4	Wood Legs with special casters in front two. Specify Wood Finish.	32 LIST
		MODEL	DESCRIPTION	PRICE
<b>5" HEAVY DUTY CASTERS</b>		5C1	Set of 4 Locking Black Casters	144 LIST/SET OF 4
<b>NOTE: Casters cannot be used on seating with a tablet arm.</b>				



CH KIDS | ARM OPTION

	MODEL	W	YARDS	COM	M	COL							U	W/WL
						O	P	R	S	T				
<b>4" UPHOLSTERED ARMS</b>	<b>CHK(PR)</b>													
D: 24 H: 22	<b>PAIR LEFT and RIGHT ARMS (PR)</b>	8	2.5	558	651	763	866	976	1083	1193	1301	1463		



CH KIDS | ARM CAP OPTIONS

	MODEL	GRADE	A	B	C	D
<b>SOLID SURFACE ARM CAPS</b>	<b>ACCHKS(1-12)</b>	Stocked Solid Surface	262 LIST/PR	290 LIST/PR	324 LIST/PR	380 LIST/PR
		Non-stocked (per color, per order)	ADD 410 Net	450 Net	490 Net	520 Net



	MODEL	DESCRIPTION	PRICE
<b>LAMINATE/PLYWOOD EDGE ARM CAPS</b>	<b>ACCHKL</b>	Stocked (Laminate arm caps have a plywood edge. Specify finish.)	220 LIST/EA
		Non-stocked (per color, per order)	ADD 50 NET



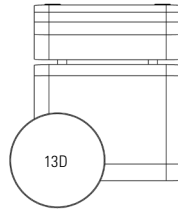


## CH KIDS | TABLET OPTIONS

ALL INTEGRA TABLETS HAVE A 300LB CAPACITY

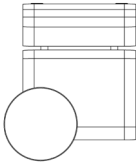


Powder Coat selection required for tablet post.



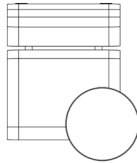
### CHOOSE POSITION

(4)



(4) - Tablet on right as seated

(5)



(5) - Tablet on left as seated

### 13" ROUND SOLID SURFACE TABLET OPTION

MODEL	GRADE		A	B	C	D
STK4-(4/5)	Stocked		682 LIST	706 LIST	740 LIST	796 LIST
	Non-stocked (per color, per order)	ADD	410 NET	450 NET	490 NET	520 NET

### 13" ROUND LAMINATE/PLYWOOD EDGE TABLET OPTION


MODEL	GRADE		PRICE
LTK4-(4/5)	Stocked (Laminate tablets have a plywood edge. Specify finish.)		588 LIST
	Non-stocked (per color, per order)	ADD	50 NET

**NOTE: When specified with Tablet on 20"sw, 20 lb of counterweight must be added for stability. Add \$220 List.**

**Casters cannot be used on seating with a tablet arm.**

## CH KIDS | OTHER OPTIONS

### RECESSED PULL HANDLE



MODEL	DESCRIPTION	PRICE
RPH(B/G)	For use with mobile options. Specify Black (B) or Gray (G).	90 LIST

### PRODUCT OPTIONS

**MOISTURE BARRIER** \$46 List / Yard; NOTE: Moisture Barrier may telegraph through thinner textiles.  
**FIRE WALL / CA T.B. 133** \$82 List / Yard  
**TAMPER-RESISTANT FASTENERS** \$54 List / Chair  
**PERMA-COAT WOOD LEG PROTECTOR** \$37 List / Leg  
**WEIGHTED / THEFT DETERRENT** \$320 List / 25 lb Weight



# CH KIDS COLLECTION | CH KIDS SYSTEMS



CERTIFIED  
CLEAN AIR GOLD

COMPONENT-BASED  
CONSTRUCTION

2K STATIC  
CAPACITY

1K DROP  
CAPACITY

## CHK SYSTEMS - CLEAN-OUT-SEAT

	MODEL	YARDS	COM	M	COL O	P	R	S	T	U	W/WL
<b>20" STRAIGHT</b>	<b>CHKOST-0-20</b>	3	868	979	1114	1237	1369	1498	1630	1759	1954

**W:** 20    **D:** 25    **H:** 28  
**SW:** 20    **SD:** 17    **SH:** 16  
**BH:** 12



	MODEL	YARDS	COM	M	COL O	P	R	S	T	U	W/WL
<b>40" STRAIGHT</b>	<b>CHKOST-0-40</b>	3.25	1602	1722	1869	2002	2145	2285	2428	2567	2779

**W:** 40    **D:** 25    **H:** 28  
**SW:** 20    **SD:** 17    **SH:** 16  
**BH:** 12



	MODEL	YARDS	COM	M	COL O	P	R	S	T	U	W/WL
<b>45° INSIDE CURVE</b>	<b>CHKOIC-0-45</b>	3.25	1548	1668	1815	1948	2091	2231	2374	2513	2725

**W:** 37.75    **D:** 26.5    **H:** 28  
**SW:** 20    **SD:** 17    **SH:** 16  
**BH:** 12



	MODEL	YARDS	COM	M	COL O	P	R	S	T	U	W/WL
<b>45° OUTSIDE CURVE</b>	<b>CHKOOC-0-45</b>	3.25	1548	1668	1815	1948	2091	2231	2374	2513	2725

**W:** 37.75    **D:** 26.5    **H:** 28  
**SW:** 37.75    **SD:** 17    **SH:** 16  
**BH:** 12



## SYSTEMS | GANGING OPTIONS

	MODEL	PRICE
<b>RIGID PLATE CONNECTOR</b>	<b>RPC</b>	27 LIST



## SYSTEMS | LEG OPTIONS

	MODEL	PRICE
<b>BRUSHED ALUMINUM LEGS</b>	<b>4BA</b>	356 LIST/SET OF 4




	MODEL	DESCRIPTION	PRICE
<b>WOOD LEGS</b>	<b>GGCH4</b>	Specify Wood Finish	356 LIST/SET OF 4






SYSTEMS | ARM OPTION

	MODEL	W	YARDS	COM	M	COL							
						O	P	R	S	T	U	W/WL	
4" UPHOLSTERED ARMS	CHK(AL/AR)												
D: 24	EACH LEFT (AL) or RIGHT (AR) ARM	4	1.25	558	651	763	866	976	1083	1193	1301	1463	



SYSTEMS | ARM CAP OPTIONS

	MODEL	GRADE	A	B	C	D
<b>SOLID SURFACE ARM CAPS</b>	<b>ACCHKSS(1-12)</b>	Stocked Solid Surface	131 LIST/EA	145 LIST/EA	162 LIST/EA	190 LIST/EA
		Non-stocked (per color, per order)	ADD	410 NET	450 NET	490 NET



	MODEL	DESCRIPTION	PRICE
<b>LAMINATE/PLYWOOD EDGE ARM CAPS</b>	<b>ACCHKLS</b>	Stocked (Laminate arm caps have a plywood edge. Specify finish.)	110 LIST/EA
		Non-stocked (per color, per order)	ADD 50 NET



PRODUCT OPTIONS

**MOISTURE BARRIER** \$46 List / Yard; NOTE: Moisture Barrier may telegraph through thinner textiles.  
**FIRE WALL / CA T.B. 133** \$82 List / Yard  
**TAMPER-RESISTANT FASTENERS** \$54 List / Chair  
**PERMA-COAT WOOD LEG PROTECTOR** \$37 List / Leg  
**WEIGHTED / THEFT DETERRENT** \$320 List / 25 lb Weight



## CH KIDS COLLECTION | OTTOMANS



CERTIFIED  
CLEAN AIR GOLD



COMPONENT-BASED  
CONSTRUCTION






2K STATIC  
CAPACITY







1K DROP  
CAPACITY

### CH KIDS OTTOMANS WITH GLIDES

		MODEL	TOP	YARDS	COM	M	COL O	P	R	S	T	U	W/WL
<b>18 ROUND</b> DIA: 18 H: 12.375 		<b>CHKOT6</b>	Upholstered	1.25	725	771	828	879	934	988	1043	1096	1178
		<b>CHKOT6-L</b>	Stocked Laminate/Plywood Edge	1.25	1121	1167	1224	1275	1330	1384	1439	1492	1574
		<b>CHKOT6-S</b>	Stocked Solid Surface	A	1.25	1090	1136	1193	1244	1299	1353	1408	1461
				B	1.25	1170	1216	1273	1324	1379	1433	1488	1541
				C	1.25	1284	1330	1387	1438	1493	1547	1602	1655
				D	1.25	1465	1511	1568	1619	1674	1728	1783	1836
<b>24 ROUND</b> DIA: 24 H: 12.375 		<b>CHKOT4</b>	Upholstered	1.25	725	771	828	879	934	988	1043	1096	1178
		<b>CHKOT4-L</b>	Stocked Laminate/Plywood Edge	1.25	1121	1167	1224	1275	1330	1384	1439	1492	1574
		<b>CHKOT4-S</b>	Stocked Solid Surface	A	1.25	1341	1387	1444	1495	1550	1604	1659	1712
				B	1.25	1450	1496	1553	1604	1659	1713	1768	1821
				C	1.25	1612	1658	1715	1766	1821	1875	1930	1983
				D	1.25	1864	1910	1967	2018	2073	2127	2182	2235
<b>30 ROUND</b> DIA: 30 H: 12.375 		<b>CHKOT7</b>	Upholstered	2.5	822	915	1027	1130	1240	1347	1457	1565	1727
		<b>CHKOT7-L</b>	Stocked Laminate/Plywood Edge	1.5	1351	1407	1474	1536	1602	1666	1732	1797	1894
		<b>CHKOT7-S</b>	Stocked Solid Surface	A	1.5	1602	1658	1725	1787	1853	1917	1983	2048
				B	1.5	1741	1797	1864	1926	1992	2056	2122	2187
				C	1.5	1940	1996	2063	2125	2191	2255	2321	2386
				D	1.5	2257	2313	2380	2442	2508	2572	2638	2703
<b>NON-STOCKED / CUSTOM FINISH UPCHARGES</b>		Non-Stocked Laminate (per color, per order)			ADD	50 NET							
		Custom Wood Finish (CWF) (one-time upcharge)			ADD	300 NET							
							<b>A</b>	<b>B</b>	<b>C</b>	<b>D</b>			
		Non-Stocked Solid Surface (per color, per order)			ADD		410 NET	450 NET	490 NET	520 NET			

### CH KIDS OTTOMANS WITH LEGS

		MODEL	TOP	YARDS	COM	M	COL O	P	R	S	T	U	W/WL
<b>24 x 24 SQUARE</b> W: 24 D: 24 H: 16 		<b>CHKOT2424</b>	Upholstered	1.5	1057	1113	1180	1242	1308	1372	1438	1503	1600
<b>48 x 24 RECTANGLE</b> W: 48 D: 24 H: 16 		<b>CHKOT4824</b>	Upholstered	2.5	1410	1503	1615	1718	1828	1935	2045	2153	2315
<b>48 x 24 HALF ROUND</b> W: 48 D: 24 H: 16 		<b>CHKOT4824HO</b>	Upholstered	2	1410	1484	1574	1656	1744	1830	1918	2004	2134
<b>45° WEDGE</b> W: 37.75 D: 26.5 H: 16 		<b>CHKOT45W</b>	Upholstered	2	1314	1388	1478	1560	1648	1734	1822	1908	2038


#### PRODUCT OPTIONS

**MOISTURE BARRIER** \$46 List / Yard; NOTE: Moisture Barrier may telegraph through thinner textiles.  
**FIRE WALL / CA T.B. 133** \$82 List / Yard  
**TAMPER-RESISTANT FASTENERS** \$54 List / Chair  
**PERMA-COAT WOOD LEG PROTECTOR** \$37 List / Leg  
**WEIGHTED / THEFT DETERRENT** \$320 List / 25 lb Weight




## CH KIDS OTTOMANS | LEG OPTIONS

	MODEL	PRICE
<b>BRUSHED ALUMINUM LEGS</b>	<b>4BA</b>	No Upcharge



	MODEL	DESCRIPTION	PRICE
<b>WOOD LEGS</b>	<b>GGCH4</b>	Specify Wood Finish	No Upcharge



	MODEL	DESCRIPTION	PRICE
<b>5" HEAVY DUTY CASTERS</b>	<b>5C1</b>	Set of 4 Locking Black Casters	144 LIST/SET OF 4





## INTEGRA | STOCKED FINISHES

### SOLID SURFACE | STOCKED OPTIONS

INTEGRASEATING.COM/FINISHES

#### GRADE

<b>A</b>	<b>LG HI-MACS</b>	Arctic White, Cream, Almond Pearl
<b>B</b>	<b>LG HI-MACS</b>	Allspice Quartz, Venetian Sand, Desert Sand
<b>C</b>	<b>LG HI-MACS</b>	Frostine, s Gray, Haze
<b>D</b>	<b>CORIAN</b>	Deep Titanium, Deep Sable, Weathered Concrete

### METAL FINISH | STANDARD OPTIONS

<b>POWDER COAT</b>	Glacier	<b>CX</b>	Bronze	<b>ZX</b>	BRUSHED CHROME	<b>BC</b>
	Chalk	<b>HX</b>	Bark	<b>KX</b>	BRUSHED ALUMINUM	<b>BA</b>
	Cement	<b>MX</b>	Slate	<b>SX</b>		
	Silver	<b>VX</b>	Onyx	<b>BX</b>		
	Fossil	<b>FX</b>				

**NOTE: See each series for available standards.**

### WOOD FINISH | STANDARD OPTIONS

HARD MAPLE

<b>INSPIRED COLORS</b>	Sugar	Pewter Mist	<b>ORIGINAL COLORS</b>	Vanilla	Saffron
	Sea Salt	Poppy Seed		Ginger	Chili
	Almond	Hazelnut		Cinnamon	Clove
	Jasmine	Mocha		Nutmeg	Pepper

**NOTE: Custom Wood Finishes are available at a one-time upcharge of \$300 Net per color. Contact your customer service representative for more details.**

### STOCKED LAMINATE OPTIONS FOR WOOD FINISHES

INSPIRED WOOD FINISH	HPL MANUFACTURER	NAME/PATTERN	ID#	ORIGINAL WOOD FINISH	HPL MANUFACTURER	NAME/PATTERN	ID#
Sugar	Wilsonart	Phantom Pearl	8211K-28	Vanilla	Pionite	Hardrock Maple	WM791-S
Sea Salt (opt. 1)	Wilsonart	Asian Sand	7952K-18	Ginger	Pionite	Millwork Cherry	WC431-PV
Sea Salt (opt. 2)	Wilsonart	Wallaby	D439-60	Cinnamon	Nevamar	Blossom Cherry	WC5581N
Almond	Wilsonart	Raw Chestnut	7975K-12	Nutmeg	Wilsonart	Cherrywood	11062K-07
Jasmine	Nevamar	Beige Renaissance	WM8258-T	Saffron	Wilsonart	Judicial Walnut	11065K-07
Pewter Mist	Nevamar	Luminary Teak	WT0005T	Chili	Wilsonart	Empire Mahogany	7122K-07
Poppy Seed (opt. 1)	Formica	Silver Riftwood	6413-NG	Clove	Wilsonart	Cafelle	7933K-07
Poppy Seed (opt. 2)	Pionite	Absolute Acajou	WY160-SD	Clove (alt)	Wilsonart	Cocobala	7942K-07
Poppy Seed (opt. 3)	Wilsonart	Phantom Cocoa	8213K-28	Pepper	Wilsonart	Black	1595K-07
Poppy Seed (opt. 4)	Wilsonart	Skyline Walnut	7964K-12				
Hazelnut (opt. 1)	Wilsonart	Studio Teak	7960K-18				
Hazelnut (opt. 2)	Pionite	Pralines & Cream	WW160-SD				
Mocha (opt. 1)	Wilsonart	Hampton Walnut	7959K-78				
Mocha (opt. 2)	Formica	Cocoa Maple	7739-58				
Mocha (opt. 3)	Pionite	Gunstock Savoy Walnut	WW971-SD				

**NOTE: Non-Stocked Laminate selections incur a \$50 Net charge per color, per order.**

## ORDERING & SPECIFICATIONS

### HOW TO USE THIS PRICE LIST

Each series or collection has the available options within that series. Available options may include: legs/bases, arm caps, seats, tablets, power, and other product options. Please see each series for the available options, details, and pricing.

Integra's PDF price list has links from the Table of Contents to each section for easier movement through the document. Also, at the top of each page is an icon that will take you back to the Table of Contents page.

And of course, our exceptional Customer Service Team is happy to help you with quotes, product questions and anything else you need to work with Integra products!

### GENERAL ORDERING INFORMATION

Direct all orders to: **INTEGRA, INC.**  
PO BOX M  
807 Wisconsin Street  
Walworth, WI 53184  
(800) 235-0234 (262) 275-2161 (262) 275-3614 FAX  
orderentry@integraseating.com

When placing an order, please be sure to include ALL of the following:

- Your Company Name, Address, Telephone, Fax and Email Address
- Contact Person for Order and Email Address
- Purchase Order Number, Bill To Address, Ship to Address, Order Date
- Integra Quote Number, if Integra provided a Quote
- Quantity
- Product Code/Number
- Product Description
- Selected Options
- Fabric: Pattern and Color
- Wood Species
- Wood Finish
- Line Drawings for System Orders
- Requested Ship Date
- Any Special Instructions

#### ORDERS & ORDER CONFIRMATION:

Orders may be received via fax, mail or emailed to customerservice@integraseating.com. Acknowledgments will be emailed. Changes in the ship to address after order entry will incur additional charges.

#### CHANGE ORDERS AND CANCELLATIONS:

Written changes on orders or cancellations of orders will only be accepted within 48 hours after receipt of order.

#### PRICES:

Published prices are List F.O.B. destination on shipments over \$7,500 List and within the Contiguous U.S. Shipments under \$7,500 List will incur a \$300 NET freight charge. Integra prefers to ship furniture set-up at the factory and blanket-wrapped. In certain instances, furniture will be packaged in cartons and shipped; cartoning charges may apply.

Prices do not include:

- storage or insurance charges
- sales or other taxes
- multiple deliveries, uncartoning, assembly, or installation

#### TERMS OF PAYMENT:

Orders require prepayment upon placement of original order, balance required prior to shipment. Terms for accredited customers are NET 30. Integra may request advance payment at any time. A service charge for any special handling may be assessed. A service charge of 1.5% per month will be assessed on unpaid balance of all past due accounts.

#### RETURNS:

No returns of furniture will be accepted without our written consent and shipping instructions. Special order items are not subject to return.

800.235.0234 | integraseating.com

### DESIGN AND SPECIFICATIONS

Integra reserves the right to alter product design for purposes at our discretion including: construction and material improvements, pricing or dimension corrections, and other purposes without notification. All dimensions shown are approximate. If critical specifications are required, please consult the factory.

#### GENERAL PRODUCT SPECIFICATIONS:

Integra's products listed in this contract price list include these features:

- High Resilience Foam in All Seat Units
- No-spring Dymetrol Suspension System in all seating that uses a suspension system
- 16 Gauge Steel Tubular Inner Structure and Assembly Patented to Integra
- All Integra chairs and seating units have a 1000 lbs dynamic load capacity and a 2000 lbs static load capacity.
- Product specifications for all product lines are available upon request

#### CUSTOM PRODUCT DESIGN & ENGINEERING:

Integra tries to accommodate custom request to best meet the needs of our customers. Please bring custom requests to our Project Management Team. They will work with our Engineering Team for review and approval. **If approved, most custom requests will incur a \$300 NET Custom Engineering Fee.** If the custom request involves a significant amount of custom design and engineering that charge may be increased. Our team will notify the requestor of any increase in charges.

#### LIFETIME WARRANTY:

Products manufactured by Integra after October, 1 2007 are warranted to be free of defects in material and workmanship under normal use for the lifetime of the product. Product must be properly assembled, maintained and in use by its original owner. Under the warranty, the obligation of Integra is limited to the repair or replacement of such furniture. Damage in transit or by negligence, abuse, abnormal usage, misuse, accidents or alterations nullifies the warranty.

As Buyer's sole remedy under this warranty, Integra, at its option, will repair or replace damaged parts at no charge to the original owner of record provided the replacement or return has previously been authorized by Integra under terms of this warranty. Normal aging and wear of fabrics, filling materials, and finishes are excepted from this warranty. Any labor charges incurred will be at the Buyer's expense. It is expressly agreed that this remedy of repair, replacement or credit, at Integra's option, is Buyer's exclusive remedy under this warranty. In no event shall Seller be liable for consequential damages.

All other express or implied warranties made by any sales representative, or agent, or other representative, including any warranty of merchantability or fitness for a particular use, are hereby excluded. A-Chairs carry a 10 year warranty. Electric Power Ports carry a one year warranty.

#### FABRICS:

In order to fit the wide range of our customer's needs, Integra currently has partnerships and graded-in programs with these textile companies:

Anzea	www.anzea.com	877.862.6932
Arc-Com	www.arc-com.com	800.223.5466
Architex	www.architex-ljh.com	800.621.0827
Camira	www.camirafabrics.com	616.288.0655
CF Stinson	www.cfstinson.com	800.841.6279
DesignTex	www.designtex.com	800.221.1540
EnviroLeather by LDI	www.ldiinteriors.com	866.332.0700
Maharam	www.maharam.com	800.645.3943
Mayer	www.mayerfabrics.com	800.428.4415
Momentum	www.memosamples.com	800.366.6839
UltraFabrics	www.ultrafabricsinc.com	877.309.6648

For a listing of the current graded-in fabrics and grades, visit our website at [integraseating.com/fabrics](http://integraseating.com/fabrics).

## DESIGN AND SPECIFICATIONS (CONTINUED)

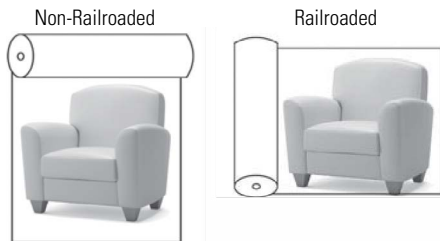
Integra offers a wide range of fabrics to our customers in our graded-in program. Integra does not stock fabric; all textiles are ordered from the distributor at the time we receive an order. Integra is not responsible for differences in color between material supplied and samples from which choices have been made, nor is Integra responsible for matching upholstery on existing product to any future orders. **Please note that Integra does not warranty fabrics and is not responsible for any replacement fabric, covers, or re-upholstery labor costs for failed fabrics whether graded-in or sent to us as a COM/COL. We can provide a quote for new covers at the time needed. Please contact the fabric companies for any warranty information on their own products.**

### COMBINATION FABRICS (Simple and Complex):

More than one fabric may be specified and applied to the same product. Integra does not upcharge for simple fabric combinations which consist of one fabric each on a component (i.e. seat, back, arm, or front panel). For simple combinations, the price is typically based upon the highest fabric grade of the chosen fabrics on the product. Complex fabric combinations consist of multiple fabrics on a single component, such as the front of the back in Fabric A and the back of the back is in Fabric B. Complex combinations will incur a 5% upcharge. Fabric combination forms are required at the time of order. Contact Customer Service for fabric combination forms or assistance.

### FABRIC APPLICATION:

Standard procedure is for Integra to match all fabrics that require matching such as plaids, prints, or stripes. If matching is not desired, this must be clearly noted on the purchase order. Integra will apply textiles to upholstered items in the manner which we deem to be the most appealing.



Standard procedure is for Integra to cut all fabrics non-railroaded unless otherwise clearly specified on the purchase order. See the diagrams above for a visual description of non-railroaded vs railroaded applications. To ensure correct cutting and application of the fabric, it is suggested that a clearly marked sample is sent with the purchase order when requesting a non-standard application of the fabric. Please note that when railroaded fabric, it is possible that additional yardage may be required. Integra assumes no responsibility for the direction in which the textiles are applied unless it is clearly specified on the purchase order.

### FABRIC REPEATS:

**Fabric with larger repeats or smaller roll widths may require additional fabric than what is noted in the price list. Standard upholstery textile rolls are 54-inch wide. The yardage amounts noted are based upon 54-inch wide textiles without a pattern repeat.** For calculating additional yardage due to pattern repeat or a roll less than 54" wide, see chart below to match roll width with repeat amount. For the specific textile, with both the vertical & horizontal repeat measurements, use the larger of the two repeats then use the chart below for additional yardage requirements. Add the required additional % to the COM yardage amount noted in the current Integra Price List for total yardage needed per furniture item.

UPH. TEXTILE ROLL WIDTH	SOLID NO REPEAT	REPEAT OF 2"-14"	REPEAT OF 15"-19"	REPEAT OF 20"-27"	REPEAT OF 28"-36"
54"	0%	10%	15%	20%	25%
50" - 53"	16%	20%	25%	30%	35%
48"	16%	25%	30%	35%	40%
45"	40%	50%	55%	60%	65%
36"	50%	60%	65%	70%	75%

Contact Integra Customer Service at 800-235-0234 x4 with any questions.

For graded-in fabrics, this additional fabric yardage will be noted and charged as a separate line on the quotation, sales order, and invoice.

## DESIGN AND SPECIFICATIONS (CONTINUED)

### CUSTOMER'S OWN MATERIAL (C.O.M.) POLICY:

Integra will work with customer's own material with approval. A memo sample of the fabric must be sent to the factory before the fabric can be approved for upholstery purposes only; this approval is NOT an indicator of how it will perform in the field. Following approval, you will be advised of any additional yardage which may be required for your order and any upcharges for special handling and/or hand cutting. COM combo yardage will increase yardage. Contact Customer Service for combo yardage summary. COM yardage estimates are based upon 54-inch wide textiles without pattern repeat. **COM must be on one continuous roll or the same dye lot and consistent repeat.** A memo sample of your fabric should accompany the purchase order to properly identify your fabric when it arrives at the factory.

Please note that all C.O.M. fabrics must ship freight prepaid (collect shipments will not be accepted) and should be properly labeled for your order. Ship to:

Integra, Inc.

Tag for: (Your PO# of the order it is to be applied to)

810 Wisconsin Street

Walworth, WI 53184

The prices shown for COM include the product and only the labor for the fabric's application. The cost of fabric and freight costs to ship the fabric is the customer's responsibility. The performance of any fabric is the responsibility of the fabric supplier. Integra does not offer any warranty to fabrics. While we inspect fabrics for mill imperfections, some are difficult to recognize. We cannot be responsible for defects, color inaccuracies, dye lot variations, and other flaws. Under no circumstances will Integra assume responsibility for COM/COL shortages, flaws, or other such problems. While we make a concerted effort to control COM/COL materials, it is not our responsibility to monitor the receipt of these materials in order to meet delivery deadlines and we assume that customers are aware of any undue delay in delivery of their COM/COL materials.

**Integra does not warranty fabrics and is not responsible for any replacement fabric, covers, or re-upholstery labor costs for failed fabrics whether graded-in or sent to us as a COM/COL. We can provide a quote for new covers at the time needed. Please contact the fabric companies for any warranty information on their own products.**

### WOOD FINISHES AND WOOD SPECIES:

Integra cannot be responsible for differences in color or tone between the finish sample and final finished product. This difference is due to the variations in natural material and finish surface size.

Standard Wood Species: Hard Maple

### Original Wood Finishes

- Vanilla
- Ginger
- Cinnamon
- Nutmeg
- Saffron
- Chili
- Clove
- Pepper

### Inspired Colors Wood Finishes

- Sugar
- Sea Salt
- Almond
- Jasmine
- Pewter Mist
- Poppy Seed
- Hazelnut
- Mocha

### CUSTOM WOOD FINISH (CWF):

Integra will accept custom finish orders. This could extend lead time. There is a \$300 NET flat fee upcharge for custom finish orders. An additional upcharge is possible depending on stain. Paint finish will not be accepted. Send a wood sample which will be matched and returned to you for sign off approval. When the approval is received by Integra, the order will be entered into production. Custom wood finishes are valid for a minimum of 2 years.

### METAL POWDER COAT FINISHES:

- Glacier
- Chalk
- Cement
- Silver
- Fossil
- Bronze
- Bark
- Slate
- Onyx

## DESIGN AND SPECIFICATIONS (CONTINUED)

### LAMINATE:

On many Integra Tables, Tablet Arms, and Arm Caps, laminate is a top option. Please see each series for availability. Pricing for laminates falls into the following categories:

#### Stocked Laminates

Integra has chosen specific laminates to match our standard wood finishes where possible. Contact Customer Service for a list of standard laminates. See LAM Price in Price List.

#### Other Laminates

Any laminate not in our stocked program, including custom or premium, will incur a \$50 NET flat fee upcharge per laminate selection on each order. Orders with custom laminate or special finishes may have extended lead times.

### SOLID SURFACE:

Stocked Solid Surfaces: See current listing of Stocked Solid Surfaces

Non-Stocked Solid Surfaces: Upcharges will apply

### MOISTURE BARRIER:

A moisture barrier option is available for all styles of Integra seat units. A polyurethane layer is placed between the fabric and the foam to protect the foam from any moisture. There is an upcharge for this option; please see Product Options in each series for availability, current pricing and yardage requirements per item. Moisture Barrier may telegraph through thinner textiles.

### CALIFORNIA TB 117 AND 133 COMPLIANCE:

All Integra products with standard fabrics pass CA TB 117 fire code requirements, and are able to pass CA TB 133 using approved fabric and **fire wall**. Contact factory for information regarding approved fabrics which meet the requirements of this technical bulletin. Application of **fire wall** for TB 133 compliance requires an upcharge; see Product Options in each series for availability, current pricing and yardage requirements per item. We cannot be responsible for flame retardancy of C.O.M. fabrics; please consult published technical data of fabric suppliers. NOTE: CA TB 133 option not available with leather.

## PACKAGING & SHIPPING

### FREIGHT:

All shipments over \$7,500 List include freight charges within the Contiguous United States. Please note that cartoned shipments can incur additional expenses from our freight carriers. Please contact Integra Customer Service for upcharges.

Shipments made outside the Contiguous United States will be cartoned and shipped to the Port of Exit. Cartoning charges will apply; customer is responsible for freight charges from the Port of Exit to the final destination.

Integra's standard method is to set-up and blanket wrap furniture for shipping. This requires coordination with the freight company in order to meet and unload the truck at the destination. Furniture is assembled and will need to be inspected and set in place.

Integra will require receiving information at the time of the order and will advise estimated unloading time allotted for delivery. A loading dock to accommodate a 53' trailer is required for all shipments from Integra. Please note, improper loading dock at receiving point, lack of appropriate personnel to unload product and/or excessive unloading time will incur additional charges.

At time of delivery, blankets are removed and returned with driver. Inspection & damage must be noted within time allotted for unloading.

Should the freight company discover improper loading dock or inadequate personnel for unloading at time of delivery, the freight carrier reserves the right to have freight returned; this will incur reconsignment and reshipping charges which will be billed to the customer's account and will be due before the 2nd delivery attempt.

### SPECIFIC DATE DELIVERY:

If a shipment requires a specific day of delivery or time-specific delivery, additional charges will be applied by the freight company which will be added to your invoice. Shipments to New York City and Washington DC metro areas will also incur additional expenses from our freight carriers. Please contact Customer Service for upcharges.

### CARTON CHARGES:

In certain cases, and as an option, we can carton our furniture for shipping. The following cartoning charges will apply:

Carton Charges: \$35 NET per chair; \$50 NET per settee; \$65 NET per sofa. Tables: \$35 NET up to 24x24x24 in size; \$50 NET up to 36x36x36 in size and all oval, half oval and rectangular tables. 42x42 and 48x48 tables will be blanket-wrapped only; they cannot be cartoned. Please note that cartoned shipments can incur additional expenses from our freight carriers. Please contact Integra Customer Service for upcharges.

### MINIMUM ORDER FREIGHT CHARGE:

Shipments over \$7,500 List include freight charges within the Contiguous US.

Shipments under \$7,500 List will incur a \$300 NET Freight Charge.

### FREIGHT DAMAGE CLAIMS:

All Integra products are carefully inspected prior to shipment from the factory. Title to products is passed to the purchaser and Integra's responsibility ceases when the shipment is accepted for transportation by a carrier. Freight claims are the responsibility of the customer. All shipments should be carefully inspected before acceptance and the customer MUST record any damage on both copies of the freight bill, signed by the customer and the driver. Concealed damage reports must be made to the carrier within 10 days after delivery or the carrier will not be responsible. All packing materials involved in a damage claim must be saved in their original condition until they have been inspected by the proper agent.

### STORAGE:

If a customer is unable to accept delivery of merchandise when Integra is ready to make a shipment, Integra reserves the right to transfer merchandise to storage. Transfer to storage and storage charges will be at customer's expense. Transfer to storage shall constitute delivery for all intents and purposes, including invoicing and payment.