

T a b l e s   &   B e n c h e s





The elegant A-Tables with Cove edge and Cabriole leg perfectly complement our Tria Rolled Arm sofa. The classic A-Bench rounds out the setting with the Cove edge and Flared leg. All in Nutmeg finish.



Cove edge with Flared leg bench



Beaded Cove edge with Cabriole leg



Square edge with Cabriole leg





Beaded edge with Tapered leg



Chamfer edge with Round leg



Beaded Cove edge with Flared leg



The beauty of natural maple surrounds the Alex chair in square and round versions of the A-Table, both with Square edge and Pirouette leg.





A-Tables in the versatile 29" height are perfect for meeting, dining, or display tables. Table shown in Step Bevel edge and Tapered leg with the Contemporary style A-Chairs, all in Ginger finish.



A-Tables with Beaded Cove edge and Round leg shown with the Cygnus settee in Clove finish.





A-Tables with Cove edge and Flared leg with  
Pyxis Transitional settee in Cinnamon finish.



Solid hard maple Rendezvous tables  
and bench in Natural finish.





Tria Tables shown with the Tria T3 upholstered arm settee. Half oval console table in Ginger finish, oval coffee table in Natural finish both with brushed chrome legs. End table in Natural finish with solid hard maple legs.







Drum table in Chile finish on maple with brushed chrome legs and Cube tables in laminate with plinth base accompany the Tria T3 upholstered arm sofa.





## FINISHES

On Maple

NATURAL

GINGER

CINNAMON

NUTMEG

CHILE

CLOVE

The wood finish samples shown are reproduced as closely as possible to the actual finishes. However, variations may be expected due to 4-color process printing, natural wood color, and grain characteristics. Please contact Integra customer service for an actual wood finish sample.

## A-TABLES

Leg Details



CABRIOLE



FLARED



PIROUETTE



ROUND



TAPERED

## AVAILABLE SIZES

		18 H	21 H	24 H	29 H
SQUARE		18, 21, 24, 30, 36, 42, 48	18, 21, 24, 30	18, 21, 24, 30	36, 42, 48
ROUND		18, 24, 30, 36, 42, 48	18, 24, 30	18, 24, 30	36, 42, 48
RECTANGLE		48 x 24			54 x 18
OVAL		48 x 22			
HALF OVAL					54 x 16
DRUM		15, 18, 20, 24, 30, 36	15, 18, 20, 24, 30, 36	15, 18, 20, 24, 30, 36	
CUBE		15, 18, 21, 24, 30, 36, 48 x 24	15, 18, 21, 24, 30, 36	15, 18, 21, 24, 30, 36	

## TRIA

Leg Details



BLACK  
METAL



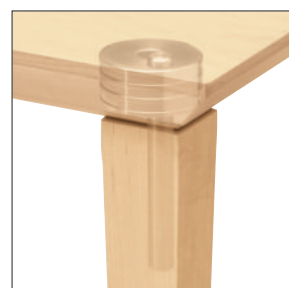
BRUSHED  
CHROME



WOOD

A-TABLES AND TRIA DESIGNED BY: 2B STUDIO

## CAM & PIN CONSTRUCTION



Our tables and benches are built just as solidly as the rest of our products. The Pyxis, Cygnus, and A-Lines feature our innovatively engineered and virtually indestructible steel CAM & PIN connection. The CAM & PIN is epoxied to the top and leg creating the bond, which is clean, graceful and guaranteed not to fail.




Corian® and Glass tops are available

Edge Details




BEADED COVE



BEADED



CHAMFER



SQUARE



COVE



STEP BEVEL

All A-Table tops are 1 3/4" thick.



DRAWER M WALWORTH, WI 53184 262.275.2161 800.235.0234 FAX 262.275.3614 INTEGRASEATING.COM

© 2004 Integra, Walworth, Wisconsin Printed in USA 12/04-T88-20M  
The Corian® trademark is a DuPont registered trademark for its solid surfaces.