

# Rendezvous Squared Settee

## The Lounge Collection



Item: **RSU-2**

### Dimensions:

w:	54	sw:	42
d:	32	sd:	20
h:	33	sh:	19.5
		bh:	16

Weight: 156 lbs.

COM: 7.5 yards

(if large repeat, contact customer service)

### Options:

Higher Back (18"h)  
 Tablet Arm (300 lb capacity)  
 Cup Holder (must be used with Tablet)  
 Wood Arm Caps (Hard Maple or White Oak)  
 3D Laminated Arm Caps (Solid or Woodgrain)  
 Power Port (2-plug/2-USB, 10' plug-in cord)  
 Brushed Aluminum Nave Legs  
 Brushed Aluminum Sleeves  
 2" Wood Legs (Original Style)  
 2" Wood Base  
 Recessed Pull Handle  
 Perma-Coat Wood Leg Protector  
 Weighted  
 Tamper-Resistant Fasteners  
 Combination Fabrics  
 Custom Finishes  
 Moisture Barrier  
 TB133 (Fire Barrier)

### Features:

Lifetime Warranty  
 Chairs Pass 1200 lb Drop Test (2000 lb Capacity)  
 Replaceable & Recoverable Components  
 Hard Maple or White Oak  
 Steel Inner Construction  
 Dymetrol Suspension  
 Blanket-wrapped shipping (no cardboard waste)



Back View



Tablet Arm with Cup Holder (300+ lb Capacity)  
 (Casters shown - Avail. on Chairs ONLY)



Wood & 3DL Arm Caps (Wood Base shown)



Power Port Option with Plug-in Cord  
 (Brushed Aluminum Sleeves shown)


### Power Port Options



### Leg Options




Alum. Nave Legs




Alum. Sleeves



3" Wood Legs



2" Wood Legs  
 (Original Style)



2" Wood Base



Recessed Pull Handle

Note: 2" High Legs (the original leg & base) reduce the seat height and overall height by 1" on seating & ottmans.

### Coordinating Products:

Chair, Sofa, Ottomans, Table Collections



800.235.0234

integraseating.com

v.1