

Rendezvous Squared Sofa

The Lounge Collection

Integra®



Item: **RSU-3**

Dimensions:

w:	75	sw:	63
d:	32	sd:	20
h:	33	sh:	19.5
		bh:	16

Weight: 202 lbs.

COM: 10 yards

(if large repeat, contact customer service)

Options:

Higher Back (18"h)
 Tablet Arm (300 lb capacity)
 Cup Holder (must be used with Tablet)
 Wood Arm Caps (Hard Maple or White Oak)
 3D Laminated Arm Caps (Solid or Woodgrain)
 Power Port (2-plug/2-USB, 10' plug-in cord)
 Brushed Aluminum Nave Legs
 Brushed Aluminum Sleeves
 2" Wood Legs (Original Style)
 2" Wood Base
 Recessed Pull Handle
 Perma-Coat Wood Leg Protector
 Weighted
 Tamper-Resistant Fasteners
 Combination Fabrics
 Custom Finishes
 Moisture Barrier
 TB133 (Fire Barrier)

Features:

Lifetime Warranty
 Chairs Pass 1200 lb Drop Test (2000 lb Capacity)
 Replaceable & Recoverable Components
 Hard Maple or White Oak
 Steel Inner Construction
 Dymetrol Suspension
 Blanket-wrapped shipping (no cardboard waste)



Back View



Tablet Arm with Cup Holder (300+ lb Capacity)
 (Casters shown - Avail. on Chairs ONLY)



Wood & 3DL Arm Caps (Wood Base shown)



Power Port Option with Plug-in Cord
 (Brushed Aluminum Sleeves shown)


Power Port Options



Leg Options




Alum. Nave Legs




Alum. Sleeves



3" Wood Legs



2" Wood Legs
 (Original Style)



2" Wood Base



Recessed Pull Handle

Note: 2" High Legs (the original leg & base) reduce the seat height and overall height by 1" on seating & ottomans.

Coordinating Products:

Chair, Settee, Ottomans, Table Collections

Integra®

800.235.0234

integraseating.com

v.1