

Tria Square Arm Chair

Tria Collection



Item: TSU-1-(C/D)

Back heights available: **14" H (C) / 16" H (D)**

Dimensions:

w: 29 sw: 21
d: 28.5 sd: 19.5
h: 31 or 33 sh: 19
 bh: 14 or 16

Weight: --

COM: 5 yards

(if large repeat, contact customer service)

Options:

- Tablet Arm (300 lb capacity)
- Cup Holder (must be used with Tablet)
- Wood Arm Caps (Hard Maple)
- 3D Laminate Arm Caps (Solid or Woodgrain)
- Power Port (2-plug/2-USB, 10' plug-in cord)
- Bar Legs (Solid Steel w/Brushed Chrome finish)
- Brushed Aluminum Nave Leg
- Triangular Wood Legs
- Square Wood Legs
- Hide & Go Mobility
- Heavy Duty Casters
- Recessed Pull (use with Mobile options)
- Shelf (not avail. with power option)
- Perma-Coat Wood Leg Protector
- Weighted
- Tamper-Resistant Fasteners
- Combination Fabrics & Custom Finishes
- Moisture Barrier
- TB133 (Fire Barrier)

Features:

- Lifetime Warranty
- Chairs Pass 1200 lb Drop Test (2000 lb Capacity)
- Replaceable & Recoverable Components
- Hard Maple
- Steel Inner Construction & Dymetrol Suspension
- Blanket-wrapped shipping (no cardboard waste)



Back View



Tablet Arm with Cup Holder
(300+ lb Capacity)



Wood & 3DL Arm Caps




Power Port Option
with Plug-in Cord

Power Port Options




Leg Options



Bar Legs


Alum. Nave Legs

Mobile Options



Heavy Duty Casters

Hide & Go Mobility



Triangular Wood Legs

Square Wood Legs



Recessed Pull Handle

Coordinating Products:

Settee, Sofa, Ottomans, Table Collections



800.235.0234

integraseating.com