

SAMPLE CONFIGURATIONS

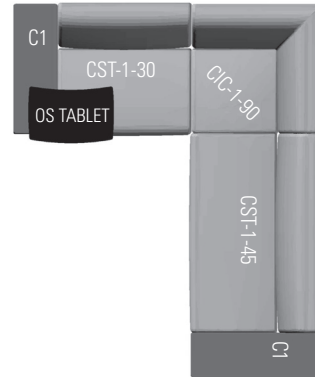
**Inside Semi-Circle Configuration**

(8) 22.5° Inside Curved Units, All freestanding units ganged with RPCs - Rigid Plate Connectors or CPCs - Configurator Brackets  
Approximate space needed is 7' 6" x 15'




**"L" Corner Configuration**

90° Corner Unit and 30° & 45° Straight Units with 10" wide Table/Arms & Optional Tablet  
Approximate space needed is 5' 10" x 7' 1"



**Inside or Outside Semi-Circle Configurations**

(4) 45° Inside or Outside Curved Units, All Freestanding units ganged with RPCs - Rigid Plate Connectors or CPCs- Configurator Brackets.  
Approximate space needed is 5' x 10' for each



**High Back Sofa**  
26" Left End, 26" Straight & 26" Right End Units.  
Approximate space needed is 2' 6" x 8' 3"


**Wave Configuration**

(4) 45° Inside and (2) 45° Outside Units with a 10" wide Table/Arm in the middle and (2) Wedge Table/Arms & Optional Tablets, Freestanding units ganged with RPCs - Rigid Plate Connectors or CPCs - Configurator Brackets - except the 10" wide Table/Arm which is Bolted to the adjoining units.  
Approximate space needed is 3' 6" x 21'



**Back to Back Seating Configuration**

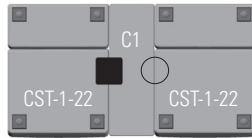
Varying seat widths and 10" wide Table/Arms, Freestanding Half Oval and Rectangular Ottomans used for maximum seating ganged with Bolts & RPCs - Rigid Plate Connectors for stability.  
Approximate space needed is 5' x 15' 6"



**GANGING BRACKET INFORMATION**

**NOTE:** The following drawings are shown from the view of the bottom of the units.

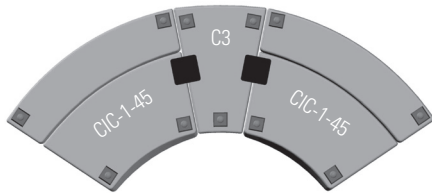
Use Bolt and RPC for stability.  
Can Use Bolt on both sides.



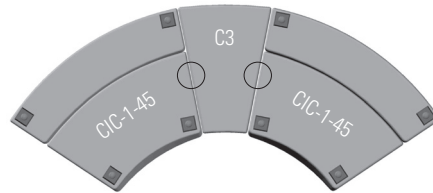
Use Bolt any time 10" wide  
Table/Arm is on end.



Use RPC or CPC for stability.  
The Wedge Table Arm with 3 legs is freestanding,  
so any of the ganging techniques can be used.



Use Bolt on both sides for stability.  
The Wedge Table Arm with no legs cannot stand alone,  
so only Bolt connections can be used.




CF-2 settee uses (1) RPL - Center Post Leg and Bolts  
connecting the arms on each side for stability.



CF-2-22-(X)-(XX)

CF-3 sofa uses (2) RPLs - Center Post Legs and Bolts  
connecting the arms on each side for stability.  
Shown with optional Tablets (300lb capacity).



CF-3-22-(X)-(XX)

**KEY TO COFFEE HOUSE COLLECTION GANGING BRACKETS**



**CPC** - Configurator Bracket provides a temporary but secure connection



**RPC** - Rigid Plate Connector provides a semi-permanent connection



**BOLT** - Bolt Connection provides a permanent connection



**RPL** - Center Post Leg provides a strong leg connection between system seats