

KALLISE LOUNGE COLLECTION

KL3 - 3" WIDE UPHOLSTERED ARM	KLC 2 - 4
KL5 - 5" WIDE UPHOLSTERED ARM	KLC 5 - 7
KALLISE BENCHES & OTTOMANS	KLC 8 - 9
KALLISE TABLES	KLC 10 - 12



KALLISE LOUNGE COLLECTION | KL3



CERTIFIED
CLEAN AIR GOLD

Healthier
Hospitals




COMPONENT-BASED
CONSTRUCTION

2K STATIC
CAPACITY

1K DROP
CAPACITY

KL3 - 3" WIDE UPHOLSTERED ARM

STANDARD WITH POWDER COATED LEGS

	MODEL	LEG HEIGHT	YARDS	COM	M	COL	O	P	R	S	T	U	W/WL
CHAIR	KL38-1	8"H Legs	4.25	1497	1654	1846	2020	2207	2390	2577	2759	3036	
W: 30.5 D: 30 H: 32 SW: 24 SD: 21 SH: 18 BH: 16 AH: 24													
SETTEE	KL38-2	8"H Legs	6.5	2282	2523	2815	3082	3368	3647	3933	4213	4635	
W: 54.5 SW: 48													
SOFA	KL38-3	8"H Legs	8.75	3067	3391	3785	4143	4528	4905	5290	5666	6235	
W: 78.5 SW: 72													

KL3 | LEG OPTIONS

	MODEL	DESCRIPTION	PRICE
8"H STEEL CYLINDER LEGS WITH POWDER COAT FINISH	KL()4	Powder coat color must be specified	No Upcharge



	MODEL	DESCRIPTION	PRICE
8"H SOLID WOOD LEGS	KLW4	Standard Wood Finish	100 LIST/SET OF 4



	MODEL	DESCRIPTION	PRICE
8"H STEEL SLED BASE WITH POWDER COAT FINISH	KLS()	Powder coat color must be specified	360 LIST/SET OF 2



	MODEL	FOR USE WITH	DESCRIPTION	ADD TO LEG PRICE
8"H CASTERS (STRAIGHT LEGS ONLY)	KL()C4	Powder Coat Legs	Set of 4 Non-Locking Black Casters	52 LIST/SET OF 4
	KLWC4	Solid Wood Legs	Set of 4 Non-Locking Black Casters	156 LIST/SET OF 4



NOTE: Recommended for use on Chairs only, not on Settees and Sofas.

	MODEL	FOR USE WITH	DESCRIPTION	ADD TO LEG PRICE
8"H COMBINATION CASTERS AND LEGS (STRAIGHT LEGS ONLY)	KL()C2F/C2R	Powder Coat Legs	Set of 4 Non-Locking Black Casters	26 LIST/SET OF 2
	KLWC2F/C2R	Solid Wood Legs	Set of 4 Non-Locking Black Casters	128 LIST/SET OF 2



NOTE: C2F - (2) 2" Non-locking Casters in Front and (2) Standard Legs in Rear
C2R - (2) Standard Legs in Front and (2) 2" Non-locking Casters in Rear

Recommended for use on Chairs only, not on Settees and Sofas.



KL3 | ARM CAP OPTIONS

SOLID SURFACE ARM CAPS



MODEL	GRADE	A	B	C	D
ACKL3S	Stocked Solid Surface	292 LIST/PR	316 LIST/PR	350 LIST/PR	404 LIST/PR
	Non-stocked (per color, per order)	ADD 410 NET	450 NET	490 NET	520 NET

NOTE: Arm Caps are flat on the top with tapering beveled edges. The flat surface is 9/16" less than width of arm.

LAMINATE/PLYWOOD EDGE ARM CAPS



MODEL	DESCRIPTION	PRICE
ACKL3L	Stocked Laminate over Plywood Core/Edge. Specify finish.	180 LIST/PR
	Non-stocked (per color, per order)	ADD 50 NET

NOTE: Arm Caps are flat on the top with tapering beveled edges. The flat surface is 9/16" less than width of arm.

MAPLE VENEER OVER PLYWOOD CORE/EDGE ARM CAPS



MODEL	DESCRIPTION	PRICE
ACKL3M	Maple Veneer over Plywood Core/Edge. Specify finish.	202 LIST/PR

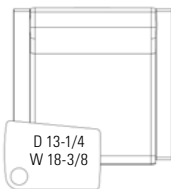
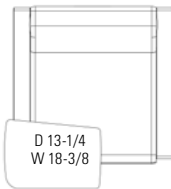
NOTE: Arm Caps are flat on the top with tapering beveled edges. The flat surface is 9/16" less than width of arm. Custom Wood Finish (CWF) is a one-time upcharge of 300 NET per color.

KL3 | TABLET OPTIONS

ALL INTEGRA TABLETS HAVE A 300LB CAPACITY



Tablets available in Upholstered Arms with and without Arm Caps.

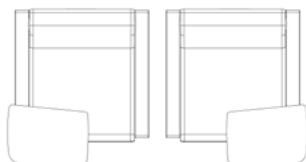


With Cup Holder Option

CHOOSE POSITION

(4)

(5)



(4) - Tablet on right as seated

(5) - Tablet on left as seated

SOLID SURFACE TABLET OPTION

MODEL	GRADE	A	B	C	D
ST-(4/5)	Stocked	723 LIST/PR	759 LIST/PR	811 LIST/PR	894 LIST/PR
	Non-stocked (per color, per order)	ADD 410 NET	115 NET	490 NET	520 NET

LAMINATE OVER PLYWOOD CORE/EDGE TABLET OPTION

MODEL	GRADE	PRICE
LT-(4/5)	Stocked (Laminate tablets have a plywood edge. Specify finish.)	548 LIST
	Non-stocked (per color, per order)	ADD 50 NET

VENEER OVER PLYWOOD CORE/EDGE TABLET OPTION

MODEL	GRADE	PRICE
VT-(4/5)	Standard Wood Finish	548 LIST
	Custom Finish (one time charge per color)	ADD 300 NET

CUP HOLDER

MODEL	FINISH	PRICE
CUPIN	Brushed Aluminum	216 LIST



KL3 | OTHER OPTIONS

	MODEL	DESCRIPTION	PRICE
RECESSED PULL HANDLE	RPH(B/G)	For use with mobile options. Specify Black (B) or Gray (G).	86 LIST



	MODEL	DESCRIPTION	PRICE
ELECTRICAL / POWER PORT	EP(COLOR)	(1) Standard Plug-In. Available in Black, Gray, Poppy and White.	114 LIST/EACH
	ES(COLOR)	(2) USB Ports. Available in Black, Gray, Poppy and White.	288 LIST/EACH



PRODUCT OPTIONS

- MOISTURE BARRIER** \$22 List / Yard
- FIRE WALL / CA T.B. 133** \$82 List / Yard
- TAMPER-RESISTANT FASTENERS** \$51 List / Chair
- PERMA-COAT WOOD LEG PROTECTOR** \$35 List / Leg



KALLISE LOUNGE COLLECTION | KL5



CERTIFIED
CLEAN AIR GOLD






COMPONENT-BASED
CONSTRUCTION

2K STATIC
CAPACITY

1K DROP
CAPACITY

KL5 - 5" WIDE UPHOLSTERED ARM

STANDARD WITH POWDER COATED LEGS

	MODEL	LEG HEIGHT	YARDS	COM	M	COL O	P	R	S	T	U	W/WL
CHAIR	KL58-1	8"H Legs	4.25	1527	1684	1876	2050	2237	2420	2607	2789	3066
W: 33.5 D: 30 H: 32 SW: 24 SD: 21 SH: 18 BH: 16 AH: 24												
SETTEE	KL58-2	8"H Legs	6.5	2312	2553	2845	3112	3398	3677	3963	4243	4665
W: 57.5 SW: 48												
SOFA	KL58-3	8"H Legs	8.75	3097	3421	3815	4173	4558	4935	5320	5696	6265
W: 81.5 SW: 72												

KL5 | LEG OPTIONS

	MODEL	DESCRIPTION	PRICE
8"H STEEL CYLINDER LEGS WITH POWDER COAT FINISH	KL()4	Powder coat color must be specified	No Upcharge



	MODEL	DESCRIPTION	PRICE
8"H SOLID WOOD LEGS	KLW4	Standard Wood Finish	100 LIST/SET OF 4



	MODEL	DESCRIPTION	PRICE
8"H STEEL SLED BASE WITH POWDER COAT FINISH	KLS()	Powder coat color must be specified	360 LIST/SET OF 2



	MODEL	FOR USE WITH	DESCRIPTION	ADD TO LEG PRICE
8"H CASTERS (STRAIGHT LEGS ONLY)	KL()C4	Powder Coat Legs	Set of 4 Non-Locking Black Casters	52 LIST/SET OF 4
	KLWC4	Solid Wood Legs	Set of 4 Non-Locking Black Casters	156 LIST/SET OF 4



NOTE: Recommended for use on Chairs only, not on Settees and Sofas.

	MODEL	FOR USE WITH	DESCRIPTION	ADD TO LEG PRICE
8"H COMBINATION CASTERS AND LEGS (STRAIGHT LEGS ONLY)	KL()C2F/C2R	Powder Coat Legs	Set of 4 Non-Locking Black Casters	26 LIST/SET OF 2
	KLWC2F/C2R	Solid Wood Legs	Set of 4 Non-Locking Black Casters	128 LIST/SET OF 2




NOTE: C2F - (2) 2" Non-locking Casters in Front and (2) Standard Legs in Rear
C2R - (2) Standard Legs in Front and (2) 2" Non-locking Casters in Rear

Recommended for use on Chairs only, not on Settees and Sofas.



KL5 | ARM CAP OPTIONS

SOLID SURFACE ARM CAPS



MODEL	GRADE	A	B	C	D
ACKL5S	Stocked Solid Surface	372 LIST/PR	402 LIST/PR	452 LIST/PR	526 LIST/PR
	Non-stocked (per color, per order)	ADD 410 NET	115 Net	490 NET	520 NET

NOTE: Arm Caps are flat on the top with tapering beveled edges. The flat surface is 9/16" less than width of arm.

LAMINATE/PLYWOOD EDGE ARM CAPS



MODEL	DESCRIPTION	PRICE
ACKL5L	Stocked Laminate over Plywood Core/Edge. Specify finish.	210 LIST/PR
	Non-stocked (per color, per order)	ADD 50 NET

NOTE: Arm Caps are flat on the top with tapering beveled edges. The flat surface is 9/16" less than width of arm.

MAPLE VENEER OVER PLYWOOD CORE/EDGE ARM CAPS



MODEL	DESCRIPTION	PRICE
ACKL5M	Maple Veneer over Plywood Core/Edge. Specify finish.	246 LIST/PR

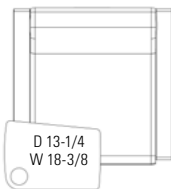
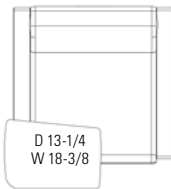
NOTE: Arm Caps are flat on the top with tapering beveled edges. The flat surface is 9/16" less than width of arm. Custom Wood Finish (CWF) is a one-time upcharge of 300 NET per color.

KL5 | TABLET OPTIONS

ALL INTEGRA TABLETS HAVE A 300LB CAPACITY



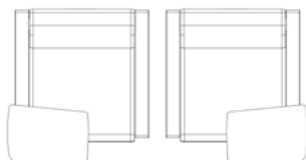
Tablets available in Upholstered Arms with and without Arm Caps.



CHOOSE POSITION

(4)

(5)



(4) - Tablet on right as seated

(5) - Tablet on left as seated

SOLID SURFACE TABLET OPTION

MODEL	GRADE	A	B	C	D
ST-(4/5)	Stocked	723 LIST	759 LIST	811 LIST	894 LIST
	Non-stocked (per color, per order)	ADD 410 NET	450 NET	490 NET	520 NET

LAMINATE OVER PLYWOOD CORE/EDGE TABLET OPTION

MODEL	GRADE	PRICE
LT-(4/5)	Stocked (Laminate tablets have a plywood edge. Specify finish.)	548 LIST
	Non-stocked (per color, per order)	ADD 50 NET

VENEER OVER PLYWOOD CORE/EDGE TABLET OPTION

MODEL	GRADE	PRICE
VT-(4/5)	Standard Wood Finish	548 LIST
	Custom Finish (one time charge per color)	ADD 300 NET

CUP HOLDER

MODEL	FINISH	PRICE
CUPIN	Brushed Aluminum	216 LIST



KL5 | OTHER OPTIONS

	MODEL	DESCRIPTION	PRICE
RECESSED PULL HANDLE	RPH(B/G)	For use with mobile options. Specify Black (B) or Gray (G).	86 LIST



	MODEL	DESCRIPTION	PRICE
ELECTRICAL / POWER PORT	EP(COLOR)	(1) Standard Plug-In. Available in Black, Gray, Poppy and White.	114 LIST/EACH
	ES(COLOR)	(2) USB Ports. Available in Black, Gray, Poppy and White.	288 LIST/EACH



PRODUCT OPTIONS

- MOISTURE BARRIER** \$22 List / Yard
- FIRE WALL / CA T.B. 133** \$82 List / Yard
- TAMPER-RESISTANT FASTENERS** \$51 List / Chair
- PERMA-COAT WOOD LEG PROTECTOR** \$35 List / Leg



KALLISE LOUNGE COLLECTION | OTTOMANS & BENCHES




CERTIFIED CLEAN AIR GOLD




KALLISE OTTOMANS

STANDARD WITH POWDER COATED LEGS

		MODEL	TOP (HARD TOPS ARE 1/2"-THICK)	GRADE	YARDS	COM	M	COL					W/WL	
								O	P	R	S	T	U	
24 x 22 RECTANGLE W: 24 D: 22 H: 18	 Upholstered Ottoman	K01	Upholstered		1.5	687	743	810	872	938	1002	1068	1133	1230
		K0T1-L	Stocked Laminate/Plywood Edge		1	781	818	863	904	948	991	1035	1078	1143
		K0T1-V	Maple Veneer/Plywood Edge		1	954	991	1036	1077	1121	1164	1208	1251	1316
		K0T1-S	Stocked Solid Surface	A	1	1259	1296	1341	1382	1426	1469	1513	1556	1621
				B	1	1339	1376	1421	1462	1506	1549	1593	1636	1701
			C	1	1454	1491	1536	1577	1621	1664	1708	1751	1816	
			D	1	1638	1675	1720	1761	1805	1848	1892	1935	2000	

NOTE: Laminate tops have a plywood edge. Specify finish.

30 x 22 RECTANGLE W: 30 D: 22 H: 18	 Upholstered Ottoman	K02	Upholstered		1.75	792	857	936	1007	1084	1160	1237	1312	1426
		K0T2-L	Stocked Laminate/Plywood Edge		1.25	944	990	1047	1098	1153	1207	1262	1315	1397
		K0T2-V	Maple Veneer/Plywood Edge		1.25	1111	1157	1214	1265	1320	1374	1429	1482	1564
		K0T2-S	Stocked Solid Surface	A	1.25	1392	1438	1495	1546	1601	1655	1710	1763	1845
				B	1.25	1470	1516	1573	1624	1679	1733	1788	1841	1923
			C	1.25	1586	1632	1689	1740	1795	1849	1904	1957	2039	
			D	1.25	1769	1815	1872	1923	1978	2032	2087	2140	2222	




NOTE: Laminate tops have a plywood edge. Specify finish.

NON-STOCKED / CUSTOM FINISH UPCHARGES

Non-Stocked Laminate (per color, per order)	ADD	50 NET
Custom Wood Finish (CWF) (one-time upcharge)	ADD	300 NET

		A	B	C	D
Non-Stocked Solid Surface (per color, per order)	ADD	410 NET	450 NET	490 NET	520 NET

KALLISE BENCHES

		MODEL	YARDS	COM	M	COL					W/WL	
						O	P	R	S	T	U	
48 x 22 BENCH W: 48 D: 22 H: 18		K03	2	912	986	1076	1158	1246	1332	1420	1506	1636
60 x 22 BENCH W: 60 D: 22 H: 18		K04	3	1126	1237	1372	1495	1627	1756	1888	2017	2212
72 x 22 BENCH W: 72 D: 22 H: 18		K05	3.25	1234	1354	1501	1634	1777	1917	2060	2199	2411



KALLISE BENCHES | OPTIONS



Metal Wrap



Available on 48", 60", and 72"-wide benches

METAL WRAP WITH SOLID SURFACE TABLE TOP

MODEL	GRADE		A	B	C	D
KOWT1S	Stocked		913 LIST	982 LIST	1079 LIST	1237 LIST
	Non-stocked (per color, per order)	ADD	410 NET	450 NET	490 NET	520 NET

METAL WRAP WITH LAMINATE/PLYWOOD EDGE TABLE TOP

MODEL	GRADE	PRICE
KOWT1L	Stocked (Laminate table top has a plywood edge. Specify finish.)	762 LIST
	Non-stocked (per color, per order)	ADD 50 NET

METAL WRAP WITH MAPLE VENEER/PLYWOOD EDGE TABLE TOP

MODEL	GRADE	PRICE
KOWT1V	Standard Wood Finish	762 LIST
	Custom Finish (one time charge per color)	ADD 300 NET

NOTE: Powder Coat finish must be specified. Can be secured to bench, please specify.

KALLISE OTTOMANS AND BENCHES | LEG OPTIONS

8"H STEEL CYLINDER LEGS WITH POWDER COAT FINISH



MODEL	DESCRIPTION	PRICE
KL()4	Powder coat color must be specified	No Upcharge

8"H SOLID WOOD LEGS



MODEL	DESCRIPTION	PRICE
KLW4	Standard Wood Finish	100 LIST/SET OF 4

8"H STEEL SLED BASE WITH POWDER COAT FINISH



MODEL	DESCRIPTION	PRICE
KLOS()	Powder coat color must be specified	361 LIST/SET OF 2

PRODUCT OPTIONS

- MOISTURE BARRIER** \$22 List / Yard
- FIRE WALL / CA T.B. 133** \$82 List / Yard
- TAMPER-RESISTANT FASTENERS** \$51 List / Chair
- PERMA-COAT WOOD LEG PROTECTOR** \$35 List / Leg



KALLISE LOUNGE COLLECTION | TABLES

LAMINATE AND SOLID SURFACE TOPS COMPLIANT WITH



CERTIFIED CLEAN AIR GOLD



KALLISE TABLES - ROUND, SQUARE, AND RECTANGLE

22 ROUND x 18H

DIA: 22 H: 18



MODEL	TOP (1.5"-THICK)		POWDER COAT LEGS (PC)	WOOD LEGS (WL)
KLTB-M-22D18(____)	Veneer over Plywood Core/Edge*		982	982
KLTB-L-22D18(____)	Stocked Laminate over Plywood Core/Edge		982	982
	Non-stocked Laminate (per color, per order)	ADD	50 NET	50 NET

NOTE: Custom Wood Finish (CWF) is a one-time upcharge of 300 NET per color.

MODEL	SOLID SURFACE TOP (1.5"-THICK)	POWDER COAT LEGS			
		A	B	C	D
KLTB-S-22D18PC	Stocked	1727 LIST	1727 LIST	2133 LIST	2505 LIST
	Non-stocked (per color, per order)	ADD 410 NET	450 NET	490 NET	520 NET

MODEL	SOLID SURFACE TOP (1.5"-THICK)	WOOD LEGS			
		A	B	C	D
KLTB-S-22D18WL	Stocked	1727 LIST	1727 LIST	2133 LIST	2505 LIST
	Non-stocked (per color, per order)	ADD 410 NET	450 NET	490 NET	520 NET

*Veneer Tops are not compliant with Clean Air Gold Certification or Healthier Hospitals Initiative.

22 ROUND x 22H

DIA: 22 H: 22



MODEL	TOP (1.5"-THICK)		POWDER COAT LEGS (PC)	WOOD LEGS (WL)
KLTB-M-22D22(____)	Veneer over Plywood Core/Edge*		998	998
KLTB-L-22D22(____)	Stocked Laminate over Plywood Core/Edge		998	998
	Non-stocked Laminate (per color, per order)	ADD	50 NET	50 NET

NOTE: Custom Wood Finish (CWF) is a one-time upcharge of 300 NET per color.

MODEL	SOLID SURFACE TOP (1.5"-THICK)	POWDER COAT LEGS			
		A	B	C	D
KLTB-S-22D22PC	Stocked	1743 LIST	1743 LIST	2149 LIST	2521 LIST
	Non-stocked (per color, per order)	ADD 410 NET	450 NET	490 NET	520 NET

MODEL	SOLID SURFACE TOP (1.5"-THICK)	WOOD LEGS			
		A	B	C	D
KLTB-S-22D22WL	Stocked	1743 LIST	1743 LIST	2149 LIST	2521 LIST
	Non-stocked (per color, per order)	ADD 410 NET	450 NET	490 NET	520 NET

*Veneer Tops are not compliant with Clean Air Gold Certification or Healthier Hospitals Initiative.



KALLISE TABLES - ROUND, SQUARE, AND RECTANGLE

22 SQUARE x 18H

W: 22 D: 22

H: 18



MODEL	TOP (1.5"-THICK)	POWDER COAT LEGS (PC)	WOOD LEGS (WL)
KLTB-M-222218 (__)	Veneer over Plywood Core/Edge*	937	937
KLTB-L-222218 (__)	Stocked Laminate over Plywood Core/Edge	937	937
	Non-stocked Laminate (per color, per order)	ADD 50 NET	50 NET

NOTE: Custom Wood Finish (CWF) is a one-time upcharge of 300 NET per color.

MODEL	SOLID SURFACE TOP (1.5"-THICK)	POWDER COAT LEGS			
		A	B	C	D
KLTB-S-222218PC	Stocked	1727 LIST	1727 LIST	2133 LIST	2505 LIST
	Non-stocked (per color, per order)	ADD 410 NET	450 NET	490 NET	520 NET

MODEL	SOLID SURFACE TOP (1.5"-THICK)	WOOD LEGS			
		A	B	C	D
KLTB-S-222218WL	Stocked	1727 LIST	1727 LIST	2133 LIST	2505 LIST
	Non-stocked (per color, per order)	ADD 410 NET	450 NET	490 NET	520 NET

*Veneer Tops are not compliant with Clean Air Gold Certification or Healthier Hospitals Initiative.

22 SQUARE x 22H

W: 22 D: 22

H: 22



MODEL	TOP (1.5"-THICK)	POWDER COAT LEGS (PC)	WOOD LEGS (WL)
KLTB-M-222222 (__)	Veneer over Plywood Core/Edge*	953	953
KLTB-L-222222 (__)	Stocked Laminate over Plywood Core/Edge	953	953
	Non-stocked Laminate (per color, per order)	ADD 50 NET	50 NET

NOTE: Custom Wood Finish (CWF) is a one-time upcharge of 300 NET per color.

MODEL	SOLID SURFACE TOP (1.5"-THICK)	POWDER COAT LEGS			
		A	B	C	D
KLTB-S-222222PC	Stocked	1743 LIST	1743 LIST	2149 LIST	2521 LIST
	Non-stocked (per color, per order)	ADD 410 NET	450 NET	490 NET	520 NET

MODEL	SOLID SURFACE TOP (1.5"-THICK)	WOOD LEGS			
		A	B	C	D
KLTB-S-222222WL	Stocked	1743 LIST	1743 LIST	2149 LIST	2521 LIST
	Non-stocked (per color, per order)	ADD 410 NET	450 NET	490 NET	520 NET

*Veneer Tops are not compliant with Clean Air Gold Certification or Healthier Hospitals Initiative.



KALLISE TABLES - ROUND, SQUARE, AND RECTANGLE

46 x 20 RECTANGLE

W: 46 D: 20
H: 18



MODEL	TOP (1.5"-THICK)	POWDER COAT LEGS (PC)	WOOD LEGS (WL)
KLTB-M-462018 (__)	Veneer over Plywood Core/Edge*	1138	1138
KLTB-L-462018 (__)	Stocked Laminate over Plywood Core/Edge	1138	1138
	Non-stocked Laminate (per color, per order)	ADD 50 NET	50 NET

NOTE: Custom Wood Finish (CWF) is a one-time upcharge of 300 NET per color.

MODEL	SOLID SURFACE TOP (1.5"-THICK)	POWDER COAT LEGS			
		A	B	C	D
KLTB-S-462018PC	Stocked	2473 LIST	2473 LIST	3121 LIST	3717 LIST
	Non-stocked (per color, per order)	ADD 410 NET	450 NET	490 NET	520 NET

MODEL	SOLID SURFACE TOP (1.5"-THICK)	WOOD LEGS			
		A	B	C	D
KLTB-S-462018WL	Stocked	2473 LIST	2473 LIST	3121 LIST	3717 LIST
	Non-stocked (per color, per order)	ADD 410 NET	450 NET	490 NET	520 NET

*Veneer Tops are not compliant with Clean Air Gold Certification or Healthier Hospitals Initiative.

46 x 16 RECTANGLE

W: 46 D: 16
H: 29



MODEL	TOP (1.5"-THICK)	POWDER COAT LEGS (PC)	WOOD LEGS (WL)
KLTB-M-461629 (__)	Veneer over Plywood Core/Edge*	1290	1290
KLTB-L-461629 (__)	Stocked Laminate over Plywood Core/Edge	1290	1290
	Non-stocked Laminate (per color, per order)	ADD 50 NET	50 NET

NOTE: Custom Wood Finish (CWF) is a one-time upcharge of 300 NET per color.

MODEL	SOLID SURFACE TOP (1.5"-THICK)	POWDER COAT LEGS			
		A	B	C	D
KLTB-S-461629PC	Stocked	2625 LIST	2625 LIST	3273 LIST	3869 LIST
	Non-stocked (per color, per order)	ADD 410 NET	450 NET	490 NET	520 NET

MODEL	SOLID SURFACE TOP (1.5"-THICK)	WOOD LEGS			
		A	B	C	D
KLTB-S-461629WL	Stocked	2625 LIST	2625 LIST	3273 LIST	3869 LIST
	Non-stocked (per color, per order)	ADD 410 NET	450 NET	490 NET	520 NET

*Veneer Tops are not compliant with Clean Air Gold Certification or Healthier Hospitals Initiative.

KALLISE TABLES | OPTIONS

3/4" GLASS TOP



MODEL	DESCRIPTION	PRICE
GLASS	3/4" Glass (set on top)	Contact Customer Service for Options and Pricing

PRODUCT OPTIONS

PERMA-COAT WOOD LEG PROTECTOR \$35 List / Leg



INTEGRA | STOCKED FINISHES

SOLID SURFACE | STOCKED OPTIONS

INTEGRASEATING.COM/FINISHES

GRADE

A	LG HI-MACS	Arctic White, Cream, Almond Pearl
B	LG HI-MACS	Allspice Quartz, Venetian Sand, Desert Sand
C	LG HI-MACS	Frostine, Gray, Haze
D	CORIAN	Deep Titanium, Deep Sable, Weathered Concrete

METAL FINISH | STANDARD OPTIONS

POWDER COAT	Glacier	CX	Bronze	ZX	BRUSHED CHROME	BC
	Chalk	HX	Bark	KX	BRUSHED ALUMINUM	BA
	Cement	MX	Slate	SX		
	Silver	VX	Onyx	BX		
	Fossil	FX				

NOTE: See each series for available standards.

WOOD FINISH | STANDARD OPTIONS

HARD MAPLE

INSPIRED COLORS	Sugar	Pewter Mist	ORIGINAL COLORS	Vanilla	Saffron
	Sea Salt	Poppy Seed		Ginger	Chili
	Almond	Hazelnut		Cinnamon	Clove
	Jasmine	Mocha		Nutmeg	Pepper

NOTE: Custom Wood Finishes are available at a one-time upcharge of \$300 Net per color. Contact your customer service representative for more details.

STOCKED LAMINATE OPTIONS FOR WOOD FINISHES

INSPIRED WOOD FINISH	HPL MANUFACTURER	NAME/PATTERN	ID#	ORIGINAL WOOD FINISH	HPL MANUFACTURER	NAME/PATTERN	ID#
Sugar	Wilsonart	Phantom Pearl	8211K-28	Vanilla	Pionite	Hardrock Maple	WM791-S
Sea Salt (opt. 1)	Wilsonart	Asian Sand	7952K-18	Ginger	Pionite	Millwork Cherry	WC431-H
Sea Salt (opt. 2)	Wilsonart	Wallaby	D439-60	Cinnamon	Nevamar	Blossom Cherry	WC5581N
Almond	Wilsonart	Raw Chestnut	7975K-12	Nutmeg	Wilsonart	Cherrywood	11062K-07
Jasmine	Nevamar	Beige Renaissance	WM8258-T	Saffron	Wilsonart	Judicial Walnut	11065K-07
Pewter Mist	Nevamar	Luminary Teak	WT0005T	Chili	Wilsonart	Empire Mahogany	7122K-07
Poppy Seed (opt. 1)	Formica	Silver Riftwood	6413-NG	Clove	Wilsonart	Cafelle	7933K-07
Poppy Seed (opt. 2)	Pionite	Absolute Acajou	WY160-SD	Clove (alt)	Wilsonart	Cocobala	7942K-07
Poppy Seed (opt. 3)	Wilsonart	Phantom Cocoa	8213K-28	Pepper	Wilsonart	Black	1595K-07
Poppy Seed (opt. 4)	Wilsonart	Skyline Walnut	7964K-12				
Hazelnut (opt. 1)	Wilsonart	Studio Teak	7960K-18				
Hazelnut (opt. 2)	Pionite	Pralines & Cream	WW160-SD				
Mocha (opt. 1)	Wilsonart	Hampton Walnut	7959K-78				
Mocha (opt. 2)	Formica	Cocoa Maple	7739-58				
Mocha (opt. 3)	Pionite	Gunstock Savoy Walnut	WW971-SD				

NOTE: Non-Stocked Laminate selections incur a \$50 Net charge per color, per order.



ORDERING & SPECIFICATIONS

HOW TO USE THIS PRICE LIST

Each series or collection has the available options within that series. Available options may include: legs/bases, arm caps, seats, tablets, power, and other product options. Please see each series for the available options, details, and pricing.

Integra's PDF price list has links from the Table of Contents to each section for easier movement through the document. Also, at the top of each page is an icon that will take you back to the Table of Contents page.

And of course, our exceptional Customer Service Team is happy to help you with quotes, product questions and anything else you need to work with Integra products!

GENERAL ORDERING INFORMATION

Direct all orders to: **INTEGRA, INC.**
PO BOX M
807 Wisconsin Street
Walworth, WI 53184
(800) 235-0234 (262) 275-2161 (262) 275-3614 FAX
customerservice@integraseating.com

When placing an order, please be sure to include ALL of the following:

- Your Company Name, Address, Telephone, Fax and Email Address
- Contact Person for Order and Email Address
- Purchase Order Number, Bill To Address, Ship to Address, Order Date
- Integra Quote Number, if Integra provided a Quote
- Quantity
- Product Code/Number
- Product Description
- Selected Options
- Fabric: Pattern and Color
- Wood Species
- Wood Finish
- Line Drawings for System Orders
- Requested Ship Date
- Any Special Instructions

ORDERS & ORDER CONFIRMATION:

Orders may be received via fax, mail or emailed to customerservice@integraseating.com. Acknowledgments will be emailed. Changes in the ship to address after order entry will incur additional charges.

CHANGE ORDERS AND CANCELLATIONS:

Written changes on orders or cancellations of orders will only be accepted within 48 hours after receipt of order.

PRICES:

Published prices are List F.O.B. destination on shipments over \$7,500 List and within the Contiguous U.S. Shipments under \$7,500 List will incur a \$300 NET freight charge. Integra prefers to ship furniture set-up at the factory and blanket-wrapped. In certain instances, furniture will be packaged in cartons and shipped; cartoning charges may apply.

Prices do not include:

- storage or insurance charges
- sales or other taxes
- multiple deliveries, uncartoning, assembly, or installation

TERMS OF PAYMENT:

Orders require prepayment upon placement of original order, balance required prior to shipment. Terms for accredited customers are NET 30. Integra may request advance payment at any time. A service charge for any special handling may be assessed. A service charge of 1.5% per month will be assessed on unpaid balance of all past due accounts.

RETURNS:

No returns of furniture will be accepted without our written consent and shipping instructions. Special order items are not subject to return.

DESIGN AND SPECIFICATIONS

Integra reserves the right to alter product design for purposes at our discretion including: construction and material improvements, pricing or dimension corrections, and other purposes without notification. All dimensions shown are approximate. If critical specifications are required, please consult the factory.

GENERAL PRODUCT SPECIFICATIONS:

Integra's products listed in this contract price list include these features:

- High Resilience Foam in All Seat Units
- No-spring Dymetrol Suspension System in all seating that uses a suspension system
- 16 Gauge Steel Tubular Inner Structure and Assembly Patented to Integra
- All Integra chairs and seating units have a 1000 lbs dynamic load capacity and a 2000 lbs static load capacity.
- Product specifications for all product lines are available upon request

CUSTOM PRODUCT DESIGN & ENGINEERING:

Integra tries to accommodate custom request to best meet the needs of our customers. Please bring custom requests to our Project Management Team. They will work with our Engineering Team for review and approval. **If approved, most custom requests will incur a \$300 NET Custom Engineering Fee.** If the custom request involves a significant amount of custom design and engineering that charge may be increased. Our team will notify the requestor of any increase in charges.

LIFETIME WARRANTY:

Products manufactured by Integra after October, 1 2007 are warranted to be free of defects in material and workmanship under normal use for the lifetime of the product. Product must be properly assembled, maintained and in use by its original owner. Under the warranty, the obligation of Integra is limited to the repair or replacement of such furniture. Damage in transit or by negligence, abuse, abnormal usage, misuse, accidents or alterations nullifies the warranty.

As Buyer's sole remedy under this warranty, Integra, at its option, will repair or replace damaged parts at no charge to the original owner of record provided the replacement or return has previously been authorized by Integra under terms of this warranty. Normal aging and wear of fabrics, filling materials, and finishes are excepted from this warranty. Any labor charges incurred will be at the Buyer's expense. It is expressly agreed that this remedy of repair, replacement or credit, at Integra's option, is Buyer's exclusive remedy under this warranty. In no event shall Seller be liable for consequential damages.

All other express or implied warranties made by any sales representative, or agent, or other representative, including any warranty of merchantability or fitness for a particular use, are hereby excluded. A-Chairs carry a 10 year warranty. Electric Power Ports carry a one year warranty.

FABRICS:

In order to fit the wide range of our customer's needs, Integra currently has partnerships and graded-in programs with these textile companies:

Anzea	www.anzea.com	877.862.6932
Arc-Com	www.arc-com.com	800.223.5466
Architex	www.architex-ljh.com	800.621.0827
Camira	www.camirafabrics.com	616.288.0655
CF Stinson	www.cfstinson.com	800.841.6279
Carnegie	www.carnegiefabrics.com	800.727.6770
DesignTex	www.designtex.com	800.221.1540
LDI	www.lidiinteriors.com	866.332.0700
Maharam	www.maharam.com	800.645.3943
Mayer	www.mayerfabrics.com	800.428.4415
Momentum	www.memosamples.com	800.366.6839
UltraFabrics	www.ultrafabricsinc.com	877.309.6648
Unika Vaev	www.unikavaev.com	800.237.1625

For a listing of the current graded-in fabrics and grades, visit our website at integraseating.com/fabrics.



DESIGN AND SPECIFICATIONS (CONTINUED)

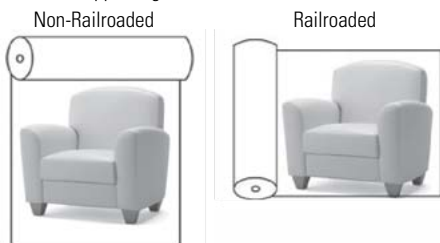
Integra offers a wide range of fabrics to our customers in our graded-in program. Integra does not stock fabric; all textiles are ordered from the distributor at the time we receive an order. Integra is not responsible for differences in color between material supplied and samples from which choices have been made, nor is Integra responsible for matching upholstery on existing product to any future orders. **Please note that Integra does not warranty fabrics and is not responsible for any replacement fabric, covers, or re-upholstery labor costs for failed fabrics whether graded-in or sent to us as a COM/COL. We can provide a quote for new covers at the time needed. Please contact the fabric companies for any warranty information on their own products.**

COMBINATION FABRICS (Simple and Complex):

More than one fabric may be specified and applied to the same product. Integra does not upcharge for simple fabric combinations which consist of one fabric each on a component (i.e. seat, back, arm, or front panel). For simple combinations, the price is typically based upon the highest fabric grade of the chosen fabrics on the product. Complex fabric combinations consist of multiple fabrics on a single component, such as the front of the back in Fabric A and the back of the back is in Fabric B. Complex combinations will incur a 5% upcharge. Fabric combination forms are required at the time of order. Contact Customer Service for fabric combination forms or assistance.

FABRIC APPLICATION:

Standard procedure is for Integra to match all fabrics that require matching such as plaids, prints, or stripes. If matching is not desired, this must be clearly noted on the purchase order. Integra will apply textiles to upholstered items in the manner which we deem to be the most appealing.



Standard procedure is for Integra to cut all fabrics non-railroaded unless otherwise clearly specified on the purchase order. See the diagrams above for a visual description of non-railroaded vs railroaded applications. To ensure correct cutting and application of the fabric, it is suggested that a clearly marked sample is sent with the purchase order when requesting a non-standard application of the fabric. Please note that when railroaded fabric, it is possible that additional yardage may be required. Integra assumes no responsibility for the direction in which the textiles are applied unless it is clearly specified on the purchase order.

FABRIC REPEATS:

Fabric with larger repeats or smaller roll widths may require additional fabric than what is noted in the price list. Standard upholstery textile rolls are 54-inch wide. The yardage amounts noted are based upon 54-inch wide textiles without a pattern repeat. For calculating additional yardage due to pattern repeat or a roll less than 54" wide, see chart below to match roll width with repeat amount. For the specific textile, add both the vertical and horizontal repeat measurements together and use chart below to figure the required amount of additional yardage. Add the required additional % to the COM yardage amount noted in the current Integra Price List for total yardage needed per furniture item.

UPH. TEXTILE ROLL WIDTH	SOLID NO REPEAT	REPEAT OF 2"-14"	REPEAT OF 15"-19"	REPEAT OF 20"-27"	REPEAT OF 28"-36"
54"	0%	10%	15%	20%	25%
50" - 53"	16%	20%	25%	30%	35%
48"	16%	25%	30%	35%	40%
45"	40%	50%	55%	60%	65%
36"	50%	60%	65%	70%	75%

Contact Integra Customer Service at 800-235-0234 x4 with any questions.

For graded-in fabrics, this additional fabric yardage will be noted and charged as a separate line on the quotation, sales order, and invoice.

DESIGN AND SPECIFICATIONS (CONTINUED)

CUSTOMER'S OWN MATERIAL (C.O.M.) POLICY:

Integra will work with customer's own material with approval. A memo sample of the fabric must be sent to the factory before the fabric can be approved for upholstery purposes only; this approval is NOT an indicator of how it will perform in the field. Following approval, you will be advised of any additional yardage which may be required for your order and any upcharges for special handling and/or hand cutting. COM combo yardage will increase yardage. Contact Customer Service for combo yardage summary. COM yardage estimates are based upon 54-inch wide textiles without pattern repeat. **COM must be on one continuous roll or the same dye lot and consistent repeat.** A memo sample of your fabric should accompany the purchase order to properly identify your fabric when it arrives at the factory.

Please note that all C.O.M. fabrics must ship freight prepaid (collect shipments will not be accepted) and should be properly labeled for your order. Ship to:

Integra, Inc.
Tag for: (Your PO# of the order it is to be applied to)
810 Wisconsin Street
Walworth, WI 53184

The prices shown for COM include the product and only the labor for the fabric's application. The cost of fabric and freight costs to ship the fabric is the customer's responsibility. The performance of any fabric is the responsibility of the fabric supplier. Integra does not offer any warranty to fabrics. While we inspect fabrics for mill imperfections, some are difficult to recognize. We cannot be responsible for defects, color inaccuracies, dye lot variations, and other flaws. Under no circumstances will Integra assume responsibility for COM/COL shortages, flaws, or other such problems. While we make a concerted effort to control COM/COL materials, it is not our responsibility to monitor the receipt of these materials in order to meet delivery deadlines and we assume that customers are aware of any undue delay in delivery of their COM/COL materials.

Integra does not warranty fabrics and is not responsible for any replacement fabric, covers, or re-upholstery labor costs for failed fabrics whether graded-in or sent to us as a COM/COL. We can provide a quote for new covers at the time needed. Please contact the fabric companies for any warranty information on their own products.

WOOD FINISHES AND WOOD SPECIES:

Integra cannot be responsible for differences in color or tone between the finish sample and final finished product. This difference is due to the variations in natural material and finish surface size.

Standard Wood Species: Hard Maple

Original Wood Finishes

- Vanilla
- Ginger
- Cinnamon
- Nutmeg
- Saffron
- Chili
- Clove
- Pepper

Inspired Colors Wood Finishes

- Sugar
- Sea Salt
- Almond
- Jasmine
- Pewter Mist
- Poppy Seed
- Hazelnut
- Mocha

CUSTOM WOOD FINISH (CWF):

Integra will accept custom finish orders. This could extend lead time. There is a \$300 NET flat fee upcharge for custom finish orders. An additional upcharge is possible depending on stain. Paint finish will not be accepted. Send a wood sample which will be matched and returned to you for sign off approval. When the approval is received by Integra, the order will be entered into production. Custom wood finishes are valid for a minimum of 2 years.

METAL POWDER COAT FINISHES:

- Glacier
- Chalk
- Cement
- Silver
- Fossil
- Bronze
- Bark
- Slate
- Onyx



DESIGN AND SPECIFICATIONS (CONTINUED)

LAMINATE:

On many Integra Tables, Tablet Arms, and Arm Caps, laminate is a top option. Please see each series for availability. Pricing for laminates falls into the following categories:

Stocked Laminates

Integra has chosen specific laminates to match our standard wood finishes where possible. Contact Customer Service for a list of standard laminates. See LAM Price in Price List.

Other Laminates

Any laminate not in our stocked program, including custom or premium, will incur a \$50 NET flat fee upcharge per laminate selection on each order. Orders with custom laminate or special finishes may have extended lead times.

SOLID SURFACE:

Stocked Solid Surfaces: See current listing of Stocked Solid Surfaces

Non-Stocked Solid Surfaces: Upcharges will apply

GLASS:

Glass tops available for tables. Contact Customer Service for details and pricing.

MOISTURE BARRIER:

A moisture barrier option is available for all styles of Integra seat units. A polyurethane layer is placed between the fabric and the foam to protect the foam from any moisture. There is an upcharge for this option; please see Product Options in each series for availability, current pricing and yardage requirements per item.

CALIFORNIA TB 117 AND 133 COMPLIANCE:

All Integra products with standard fabrics pass CA TB 117 fire code requirements, and are able to pass CA TB 133 using approved fabric and **fire wall**. Contact factory for information regarding approved fabrics which meet the requirements of this technical bulletin. Application of **fire wall** for TB 133 compliance requires an upcharge; see Product Options in each series for availability, current pricing and yardage requirements per item. We cannot be responsible for flame retardancy of C.O.M. fabrics; please consult published technical data of fabric suppliers. NOTE: CA TB 133 option not available with leather.

PACKAGING & SHIPPING

FREIGHT:

All shipments over \$7,500 List include freight charges within the Contiguous United States. Please note that cartoned shipments can incur additional expenses from our freight carriers. Please contact Integra Customer Service for upcharges.

Shipments made outside the Contiguous United States will be cartoned and shipped to the Port of Exit. Cartoning charges will apply; customer is responsible for freight charges from the Port of Exit to the final destination.

Integra's standard method is to set-up and blanket wrap furniture for shipping. This requires coordination with the freight company in order to meet and unload the truck at the destination. Furniture is assembled and will need to be inspected and set in place.

Integra will require receiving information at the time of the order and will advise estimated unloading time allotted for delivery. A loading dock to accommodate a 53' trailer is required for all shipments from Integra. Please note, improper loading dock at receiving point, lack of appropriate personnel to unload product and/or excessive unloading time will incur additional charges.

At time of delivery, blankets are removed and returned with driver. Inspection & damage must be noted within time allotted for unloading.

Should the freight company discover improper loading dock or inadequate personnel for unloading at time of delivery, the freight carrier reserves the right to have freight returned; this will incur reconsignment and reshipping charges which will be billed to the customer's account and will be due before the 2nd delivery attempt.

SPECIFIC DATE DELIVERY:

If a shipment requires a specific day of delivery or time-specific delivery, additional charges will be applied by the freight company which will be added to your invoice. Shipments to New York City and Washington DC metro areas will also incur additional expenses from our freight carriers. Please contact Customer Service for upcharges.

CARTON CHARGES:

In certain cases, and as an option, we can carton our furniture for shipping. The following cartoning charges will apply:

Carton Charges: \$35 NET per chair; \$50 NET per settee; \$65 NET per sofa. Tables: \$35 NET up to 24x24x24 in size; \$50 NET up to 36x36x36 in size and all oval, half oval and rectangular tables. 42x42 and 48x48 tables will be blanket-wrapped only; they cannot be cartoned. Please note that cartoned shipments can incur additional expenses from our freight carriers. Please contact Integra Customer Service for upcharges.

MINIMUM ORDER FREIGHT CHARGE:

Shipments over \$7,500 List include freight charges within the Contiguous US. Shipments under \$7,500 List will incur a \$300 NET Freight Charge.

FREIGHT DAMAGE CLAIMS:

All Integra products are carefully inspected prior to shipment from the factory. Title to products is passed to the purchaser and Integra's responsibility ceases when the shipment is accepted for transportation by a carrier. Freight claims are the responsibility of the customer. All shipments should be carefully inspected before acceptance and the customer MUST record any damage on both copies of the freight bill, signed by the customer and the driver. Concealed damage reports must be made to the carrier within 10 days after delivery or the carrier will not be responsible. All packing materials involved in a damage claim must be saved in their original condition until they have been inspected by the proper agent.

STORAGE:

If a customer is unable to accept delivery of merchandise when Integra is ready to make a shipment, Integra reserves the right to transfer merchandise to storage. Transfer to storage and storage charges will be at customer's expense. Transfer to storage shall constitute delivery for all intents and purposes, including invoicing and payment.