



**PAX LOUNGE COLLECTION**

PAX SEATING	PLC 2 - 3
PAX POUFS	PLC 4 - 5
PAX TABLES	PLC 6 - 9



# PAX LOUNGE COLLECTION | WOOD LEGS



CERTIFIED  
CLEAN AIR GOLD



## PAX SOLID WOOD LEGS

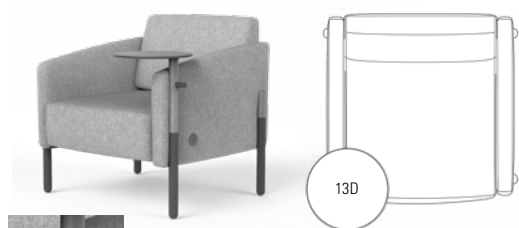
	MODEL	YARDS	COM	M	COL O	P	R	S	T	U	W/WL
<b>CHAIR</b>	<b>PLU-1</b>	4.75	1904	2080	2294	2488	2697	2902	3111	3315	3624
W: 30.5 D: 30 H: 32 SW: 24 SD: 21 SH: 18 BH: 16 AH: 24											
<b>SETTEE</b>	<b>PLU-2</b>	7	2740	2999	3314	3601	3909	4210	4518	4819	5274
W: 54.5 SW: 48											
<b>SOFA</b>	<b>PLU-3</b>	9.25	3593	3935	4352	4731	5138	5536	5943	6340	6942
W: 78.5 SW: 72											

## PAX SOLID WOOD LEGS WITH METAL SLEEVES

	MODEL	YARDS	COM	M	COL O	P	R	S	T	U	W/WL
<b>CHAIR</b>	<b>PLU-S-1</b>	4.75	2028	2204	2418	2612	2821	3026	3235	3439	3748
W: 30.5 D: 30 H: 32 SW: 24 SD: 21 SH: 18 BH: 16 AH: 24											
<b>SETTEE</b>	<b>PLU-S-2</b>	7	2864	3123	3438	3725	4033	4334	4642	4943	5398
W: 54.5 SW: 48											
<b>SOFA</b>	<b>PLU-S-2</b>	9.25	3717	4059	4476	4855	5262	5660	6067	6464	7066
W: 78.5 SW: 72											

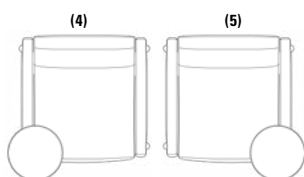
## PAX LOUNGE | TABLET OPTIONS

ALL INTEGRA TABLETS HAVE A 300LB CAPACITY



Personal Item Hook is standard on all Tablets

### CHOOSE POSITION



(4) - Tablet on right as seated  
(5) - Tablet on left as seated

### 13" ROUND SOLID SURFACE TABLET OPTION

MODEL	GRADE	A	B	C	D
<b>ST4-(4/5)</b>	Stocked	613 LIST	636 LIST	668 LIST	722 LIST
	Non-stocked (per color, per order)	ADD 410 NET	450 NET	490 NET	520 NET

### 13" ROUND LAMINATE OVER PLYWOOD CORE/EDGE TABLET OPTION

MODEL	GRADE	PRICE
<b>LT4-(4/5)</b>	Stocked (Laminate tablets have a plywood edge. Specify finish.)	524 LIST
	Non-stocked (per color, per order)	ADD 50 NET

### 13" ROUND VENEER OVER PLYWOOD CORE/EDGE TABLET OPTION

MODEL	GRADE	PRICE
<b>VT4-(4/5)</b>	Standard Wood Finish	524 LIST
	Custom Finish (one time charge per color)	ADD 300 NET



## PAX LOUNGE | OTHER OPTIONS

	MODEL	DESCRIPTION	PRICE
<b>RECESSED PULL HANDLE</b>	<b>RPH(B/G)</b>	For use with Casters option. Specify Black (B) or Gray (G).	86 LIST



	MODEL	DESCRIPTION	PRICE
<b>ELECTRICAL / POWER PORT</b>	<b>EP(COLOR)</b>	(1) Standard Plug-In. Available in Black, Gray, Poppy and White.	114 LIST/EACH
	<b>ES(COLOR)</b>	(2) USB Ports. Available in Black, Gray, Poppy and White.	288 LIST/EACH



	MODEL	DESCRIPTION	PRICE
<b>2" CASTERS</b>	<b>PLGC</b>	Set of 4 Non-Locking Casters	56 LIST/SET OF 4



NOTE: Recommended for use on Chairs only, not on Settees and Sofas.

### PRODUCT OPTIONS

- MOISTURE BARRIER** \$22 List / Yard
- FIRE WALL / CA T.B. 133** \$82 List / Yard
- TAMPER-RESISTANT FASTENERS** \$51 List / Chair
- PERMA-COAT WOOD LEG PROTECTOR** \$35 List / Leg
- WEIGHTED / THEFT DETERRENT** \$305 List / 25 lb Weight  
\$610 List / 50 lb Weight



# PAX LOUNGE COLLECTION | POUFS



CERTIFIED  
CLEAN AIR GOLD



## PAX POUFS - ROUND, SQUARE, AND RECTANGLE

### 18 ROUND x 18H

DIA: 18 H: 18



MODEL	TOP (HARD TOPS ARE 1/2"-THICK)	GRADE	YARDS	COM	M	COL	O	P	R	S	T	U	W/WL
<b>PLOT18D18U</b>	Upholstered		2.25	739	822	924	1016	1115	1212	1311	1407	1554	
<b>PLOT18D18L</b>	Stocked Laminate/Plywood Edge		1.5	760	816	883	945	1011	1075	1141	1206	1303	
<b>PLOT18D18V</b>	Maple Veneer/Plywood Edge		1.5	760	816	883	945	1011	1075	1141	1206	1303	
<b>PLOT18D18S</b>	Stocked Solid Surface	A	1.5	1002	1058	1125	1187	1253	1317	1383	1448	1545	
		B	1.5	1075	1131	1198	1260	1326	1390	1456	1521	1618	
		C	1.5	1178	1234	1301	1363	1429	1493	1559	1624	1721	
		D	1.5	1344	1400	1467	1529	1595	1659	1725	1790	1887	

### 18 ROUND x 22H

DIA: 18 H: 22

<b>PLOT18D22U</b>	Upholstered		2.5	755	848	960	1063	1173	1280	1390	1498	1660	
<b>PLOT18D22L</b>	Stocked Laminate/Plywood Edge		1.75	776	841	920	991	1068	1144	1221	1296	1410	
<b>PLOT18D22V</b>	Maple Veneer/Plywood Edge		1.75	776	841	920	991	1068	1144	1221	1296	1410	
<b>PLOT18D22S</b>	Stocked Solid Surface	A	1.75	1018	1083	1162	1233	1310	1386	1463	1538	1652	
		B	1.75	1091	1156	1235	1306	1383	1459	1536	1611	1725	
		C	1.75	1194	1259	1338	1409	1486	1562	1639	1714	1828	
		D	1.75	1360	1425	1504	1575	1652	1728	1805	1880	1994	

### 22 ROUND x 18H

DIA: 22 H: 18

<b>PLOT22D18U</b>	Upholstered		3	815	926	1061	1184	1316	1445	1577	1706	1901	
<b>PLOT22D18L</b>	Stocked Laminate/Plywood Edge		2	849	923	1013	1095	1183	1269	1357	1443	1573	
<b>PLOT22D18V</b>	Maple Veneer/Plywood Edge		2	849	923	1013	1095	1183	1269	1357	1443	1573	
<b>PLOT22D18S</b>	Stocked Solid Surface	A	2	1138	1212	1302	1384	1472	1558	1646	1732	1862	
		B	2	1211	1285	1375	1457	1545	1631	1719	1805	1935	
		C	2	1313	1387	1477	1559	1647	1733	1821	1907	2037	
		D	2	1479	1553	1643	1725	1813	1899	1987	2073	2203	

### 22 ROUND x 22H

DIA: 22 H: 22

<b>PLOT22D22U</b>	Upholstered		3.25	832	952	1099	1232	1375	1515	1658	1797	2009	
<b>PLOT22D22L</b>	Stocked Laminate/Plywood Edge		2.25	865	948	1050	1142	1241	1338	1437	1533	1680	
<b>PLOT22D22V</b>	Maple Veneer/Plywood Edge		2.25	865	948	1050	1142	1241	1338	1437	1533	1680	
<b>PLOT22D22S</b>	Stocked Solid Surface	A	2.25	1154	1237	1339	1431	1530	1627	1726	1822	1969	
		B	2.25	1227	1310	1412	1504	1603	1700	1799	1895	2042	
		C	2.25	1330	1413	1515	1607	1706	1803	1902	1998	2145	
		D	2.25	1497	1580	1682	1774	1873	1970	2069	2165	2312	

### 18 SQUARE x 18H

W: 18 H: 18 D: 18


<b>PLOT181818U</b>	Upholstered		2.25	710	793	895	987	1086	1183	1282	1378	1525	
<b>PLOT181818L</b>	Stocked Laminate/Plywood Edge		1.5	731	787	854	916	982	1046	1112	1177	1274	
<b>PLOT181818V</b>	Maple Veneer/Plywood Edge		1.5	731	787	854	916	982	1046	1112	1177	1274	
<b>PLOT181818S</b>	Stocked Solid Surface	A	1.5	951	1007	1074	1136	1202	1266	1332	1397	1494	
		B	1.5	1025	1081	1148	1210	1276	1340	1406	1471	1568	
		C	1.5	1128	1184	1251	1313	1379	1443	1509	1574	1671	
		D	1.5	1293	1349	1416	1478	1544	1608	1674	1739	1836	

### NON-STOCKED / CUSTOM FINISH UPCHARGES

Non-Stocked Laminate (per color, per order)	ADD	50 NET				
Custom Wood Finish (CWF) (one-time upcharge)	ADD	300 NET				
			<b>A</b>	<b>B</b>	<b>C</b>	<b>D</b>
Non-Stocked Solid Surface (per color, per order)	ADD	410 NET	450 NET	490 NET	520 NET	




## PAX POUFS - ROUND, SQUARE, AND RECTANGLE

	MODEL	TOP (HARD TOPS ARE 1/2"-THICK)	GRADE	YARDS	COM	M	COL				U	W/WL	
							O	P	R	S			T
<b>18 SQUARE x 22H</b> W: 18 D: 18 H: 22 	<b>PLOT181822U</b>	Upholstered		2.5	727	820	932	1035	1145	1252	1362	1470	1632
	<b>PLOT181822L</b>	Stocked Laminate/Plywood Edge		1.75	748	813	892	963	1040	1116	1193	1268	1382
	<b>PLOT181822V</b>	Maple Veneer/Plywood Edge		1.75	748	813	892	963	1040	1116	1193	1268	1382
	<b>PLOT181822S</b>	Stocked Solid Surface	A	1.75	969	1034	1113	1184	1261	1337	1414	1489	1603
			B	1.75	1042	1107	1186	1257	1334	1410	1487	1562	1676
		C	1.75	1145	1210	1289	1360	1437	1513	1590	1665	1779	
		D	1.75	1311	1376	1455	1526	1603	1679	1756	1831	1945	

<b>22 SQUARE x 18H</b> W: 22 D: 22 H: 18	<b>PLOT222218U</b>	Upholstered		3	792	903	1038	1161	1293	1422	1554	1683	1878
	<b>PLOT222218L</b>	Stocked Laminate/Plywood Edge		2	819	893	983	1065	1153	1239	1327	1413	1543
	<b>PLOT222218V</b>	Maple Veneer/Plywood Edge		2	819	893	983	1065	1153	1239	1327	1413	1543
	<b>PLOT222218S</b>	Stocked Solid Surface	A	2	1085	1159	1249	1331	1419	1505	1593	1679	1809
			B	2	1170	1244	1334	1416	1504	1590	1678	1764	1894
		C	2	1291	1365	1455	1537	1625	1711	1799	1885	2015	
		D	2	1486	1560	1650	1732	1820	1906	1994	2080	2210	

<b>22 SQUARE x 22H</b> W: 22 D: 22 H: 22	<b>PLOT222222U</b>	Upholstered		3.25	811	931	1078	1211	1354	1494	1637	1776	1988
	<b>PLOT222222L</b>	Stocked Laminate/Plywood Edge		2.25	838	921	1023	1115	1214	1311	1410	1506	1653
	<b>PLOT222222V</b>	Maple Veneer/Plywood Edge		2.25	838	921	1023	1115	1214	1311	1410	1506	1653
	<b>PLOT222222S</b>	Stocked Solid Surface	A	2.25	1103	1186	1288	1380	1479	1576	1675	1771	1918
			B	2.25	1188	1271	1373	1465	1564	1661	1760	1856	2003
		C	2.25	1310	1393	1495	1587	1686	1783	1882	1978	2125	
		D	2.25	1504	1587	1689	1781	1880	1977	2076	2172	2319	


<b>46 x 20 RECTANGLE</b> W: 46 D: 20 H: 18 	<b>PLB4620U</b>	Upholstered		3.75	1147	1286	1455	1608	1773	1935	2100	2261	2505
	<b>PLB4620L</b>	Stocked Laminate/Plywood Edge		2.75	1247	1349	1473	1585	1706	1825	1946	2064	2243
	<b>PLB4620V</b>	Maple Veneer/Plywood Edge		2.75	1247	1349	1473	1585	1706	1825	1946	2064	2243
	<b>PLB4620S</b>	Stocked Solid Surface	A	2.75	1791	1893	2017	2129	2250	2369	2490	2608	2787
			B	2.75	1959	2061	2185	2297	2418	2537	2658	2776	2955
		C	2.75	2204	2306	2430	2542	2663	2782	2903	3021	3200	
		D	2.75	2590	2692	2816	2928	3049	3168	3289	3407	3586	

### NON-STOCKED / CUSTOM FINISH UPCHARGES

Non-Stocked Laminate (per color, per order)	ADD	50 NET
Custom Wood Finish (CWF) (one-time upcharge)	ADD	300 NET

		<b>A</b>	<b>B</b>	<b>C</b>	<b>D</b>
Non-Stocked Solid Surface (per color, per order)	ADD	410 NET	450 NET	490 NET	520 NET

## PAX POUFS | OPTIONS

	MODEL	PRICE
<b>PULL HANDLE</b> 	<b>PLPL</b>	30 LIST

### PRODUCT OPTIONS

<b>MOISTURE BARRIER</b>	\$22 List / Yard
<b>FIRE WALL / CA T.B. 133</b>	\$82 List / Yard
<b>TAMPER-RESISTANT FASTENERS</b>	\$51 List / Chair
<b>WEIGHTED / THEFT DETERRENT</b>	\$305 List / 25 lb Weight \$610 List / 50 lb Weight



# PAX LOUNGE COLLECTION | TABLES

LAMINATE AND SOLID SURFACE TOPS COMPLIANT WITH



CERTIFIED CLEAN AIR GOLD



## PAX TABLES - ROUND, SQUARE, AND RECTANGLE

### 18 ROUND x 18H

DIA: 18 H: 18



MODEL	TOP (1.5"-THICK)	PRICE
PLT18D18V	Veneer over Plywood Core/Edge*	807
PLT18D18L	Stocked Laminate over Plywood Core/Edge	807
	Non-Stocked Laminate (per color, per order)	ADD 50 NET

NOTE: Custom Wood Finish (CWF) is a one-time upcharge of 300 NET per color.

MODEL	SOLID SURFACE TOP (1.5"-THICK)	A	B	C	D
PLT18D18S	Stocked	1432 LIST	1565 LIST	1964 LIST	2395 LIST
	Non-stocked (per color, per order)	ADD 410 NET	450 NET	490 NET	520 NET

### 18 ROUND x 22H

DIA: 18 H: 22



MODEL	TOP (1.5"-THICK)	PRICE
PLT18D22V	Veneer over Plywood Core/Edge*	843
PLT18D22L	Stocked Laminate over Plywood Core/Edge	843
	Non-Stocked Laminate (per color, per order)	ADD 50 NET

NOTE: Custom Wood Finish (CWF) is a one-time upcharge of 300 NET per color.

MODEL	SOLID SURFACE TOP (1.5"-THICK)	A	B	C	D
PLT18D22S	Stocked	1468 LIST	1601 LIST	2000 LIST	2431 LIST
	Non-stocked (per color, per order)	ADD 410 NET	450 NET	490 NET	520 NET

### 22 ROUND x 18H

DIA: 22 H: 18



MODEL	TOP (1.5"-THICK)	PRICE
PLT22D18V	Veneer over Plywood Core/Edge*	955
PLT22D18L	Stocked Laminate over Plywood Core/Edge	955
	Non-Stocked Laminate (per color, per order)	ADD 50 NET

NOTE: Custom Wood Finish (CWF) is a one-time upcharge of 300 NET per color.

MODEL	SOLID SURFACE TOP (1.5"-THICK)	A	B	C	D
PLT22D18S	Stocked	1661 LIST	1827 LIST	2325 LIST	2855 LIST
	Non-stocked (per color, per order)	ADD 410 NET	450 NET	490 NET	520 NET

### 22 ROUND x 22H

DIA: 22 H: 22



MODEL	TOP (1.5"-THICK)	PRICE
PLT22D22V	Veneer over Plywood Core/Edge*	991
PLT22D22L	Stocked Laminate over Plywood Core/Edge	991
	Non-Stocked Laminate (per color, per order)	ADD 50 NET

NOTE: Custom Wood Finish (CWF) is a one-time upcharge of 300 NET per color.

MODEL	SOLID SURFACE TOP (1.5"-THICK)	A	B	C	D
PLT22D22S	Stocked	1697 LIST	1863 LIST	2361 LIST	2891 LIST
	Non-stocked (per color, per order)	ADD 410 NET	450 NET	490 NET	520 NET

### 27 ROUND x 18H

DIA: 27 H: 18



MODEL	TOP (1.5"-THICK)	PRICE
PLT27D18V	Veneer over Plywood Core/Edge*	1049
PLT27D18L	Stocked Laminate over Plywood Core/Edge	1049
	Non-Stocked Laminate (per color, per order)	ADD 50 NET

NOTE: Custom Wood Finish (CWF) is a one-time upcharge of 300 NET per color.

MODEL	SOLID SURFACE TOP (1.5"-THICK)	A	B	C	D
PLT27D18S	Stocked	2064 LIST	2363 LIST	3027 LIST	3791 LIST
	Non-stocked (per color, per order)	ADD 410 NET	450 NET	490 NET	520 NET

\*Veneer Tops are not compliant with Clean Air Gold Certification or Healthier Hospitals Initiative



## PAX TABLES - ROUND, SQUARE, AND RECTANGLE

### 27 ROUND x 22H

DIA: 27 H: 22



MODEL	TOP (1.5"-THICK)	PRICE
PLT27D22V	Veneer over Plywood Core/Edge*	1085
PLT27D22L	Stocked Laminate over Plywood Core/Edge	1085
	Non-Stocked Laminate (per color, per order)	ADD 50 NET

NOTE: Custom Wood Finish (CWF) is a one-time upcharge of 300 NET per color.

MODEL	SOLID SURFACE TOP (1.5"-THICK)	A	B	C	D
PLT27D22S	Stocked	2100 LIST	2399 LIST	3063 LIST	3827 LIST
	Non-stocked (per color, per order)	ADD 410 NET	450 NET	490 NET	520 NET

### 18 SQUARE x 18H

W: 18 D: 18 H: 18



MODEL	TOP (1.5"-THICK)	PRICE
PLT181818V	Veneer over Plywood Core/Edge*	807
PLT181818L	Stocked Laminate over Plywood Core/Edge	807
	Non-Stocked Laminate (per color, per order)	ADD 50 NET

NOTE: Custom Wood Finish (CWF) is a one-time upcharge of 300 NET per color.

MODEL	SOLID SURFACE TOP (1.5"-THICK)	A	B	C	D
PLT181818S	Stocked	1450 LIST	1582 LIST	1981 LIST	2411 LIST
	Non-stocked (per color, per order)	ADD 410 NET	450 Net	490 NET	520 NET

### 18 SQUARE x 22H

W: 18 D: 18 H: 18



MODEL	TOP (1.5"-THICK)	PRICE
PLT181822V	Veneer over Plywood Core/Edge*	843
PLT181822L	Stocked Laminate over Plywood Core/Edge	843
	Non-Stocked Laminate (per color, per order)	ADD 50 NET

NOTE: Custom Wood Finish (CWF) is a one-time upcharge of 300 NET per color.

MODEL	SOLID SURFACE TOP (1.5"-THICK)	A	B	C	D
PLT181822S	Stocked	1486 LIST	1618 LIST	2017 LIST	2447 LIST
	Non-stocked (per color, per order)	ADD 410 NET	450 NET	490 NET	520 NET

### 22 SQUARE x 18H

W: 22 D: 22 H: 18



MODEL	TOP (1.5"-THICK)	PRICE
PLT222218V	Veneer over Plywood Core/Edge*	944
PLT222218L	Stocked Laminate over Plywood Core/Edge	944
	Non-Stocked Laminate (per color, per order)	ADD 50 NET

NOTE: Custom Wood Finish (CWF) is a one-time upcharge of 300 NET per color.

MODEL	SOLID SURFACE TOP (1.5"-THICK)	A	B	C	D
PLT222218S	Stocked	1661 LIST	1827 LIST	2325 LIST	2855 LIST
	Non-stocked (per color, per order)	ADD 410 NET	450 NET	490 NET	520 NET

### 22 SQUARE x 22H

W: 22 D: 22 H: 22



MODEL	TOP (1.5"-THICK)	PRICE
PLT222222V	Veneer over Plywood Core/Edge*	980
PLT222222L	Stocked Laminate over Plywood Core/Edge	980
	Non-Stocked Laminate (per color, per order)	ADD 50 NET

NOTE: Custom Wood Finish (CWF) is a one-time upcharge of 300 NET per color.

MODEL	SOLID SURFACE TOP (1.5"-THICK)	A	B	C	D
PLT222222S	Stocked	1697 LIST	1863 LIST	2361 LIST	2891 LIST
	Non-stocked (per color, per order)	ADD 410 NET	450 NET	490 NET	520 NET

\*Veneer Tops are not compliant with Clean Air Gold Certification or Healthier Hospitals Initiative



**PAX TABLES - ROUND, SQUARE, AND RECTANGLE**

**27 SQUARE x 18H**

W: 27 D: 27 H: 18



MODEL	TOP (1.5"-THICK)	PRICE
PLT272718V	Veneer over Plywood Core/Edge*	1057
PLT272718L	Stocked Laminate over Plywood Core/Edge	1057
	Non-Stocked Laminate (per color, per order)	ADD 50 NET

NOTE: Custom Wood Finish (CWF) is a one-time upcharge of 300 NET per color.

MODEL	SOLID SURFACE TOP (1.5"-THICK)	A	B	C	D
PLT272718S	Stocked	2133 LIST	2431 LIST	3095 LIST	3858 LIST
	Non-stocked (per color, per order)	ADD 410 NET	450 NET	490 NET	520 NET

**27 SQUARE x 22H**

W: 27 D: 27 H: 22



MODEL	TOP (1.5"-THICK)	PRICE
PLT272722V	Veneer over Plywood Core/Edge*	1093
PLT272722L	Stocked Laminate over Plywood Core/Edge	1093
	Non-Stocked Laminate (per color, per order)	ADD 50 NET

NOTE: Custom Wood Finish (CWF) is a one-time upcharge of 300 NET per color.

MODEL	SOLID SURFACE TOP (1.5"-THICK)	A	B	C	D
PLT272722S	Stocked	2169 LIST	2467 LIST	3131 LIST	3894 LIST
	Non-stocked (per color, per order)	ADD 410 NET	450 Net	490 NET	520 NET

**46 x 20 RECTANGLE x 18H**

W: 46 D: 20 H: 18



MODEL	TOP (1.5"-THICK)	PRICE
PLT462018V	Veneer over Plywood Core/Edge*	1017
PLT462018L	Stocked Laminate over Plywood Core/Edge	1017
	Non-Stocked Laminate (per color, per order)	ADD 50 NET

NOTE: Custom Wood Finish (CWF) is a one-time upcharge of 300 NET per color.

MODEL	SOLID SURFACE TOP (1.5"-THICK)	A	B	C	D
PLT462018S	Stocked	2521 LIST	2853 LIST	3683 LIST	4679 LIST
	Non-stocked (per color, per order)	ADD 410 NET	450 NET	490 NET	520 NET

**46 x 20 RECTANGLE x 22H**

W: 46 D: 20 H: 22



MODEL	TOP (1.5"-THICK)	PRICE
PLT462022V	Veneer over Plywood Core/Edge*	1053
PLT462022L	Stocked Laminate over Plywood Core/Edge	1053
	Non-Stocked Laminate (per color, per order)	ADD 50 NET

NOTE: Custom Wood Finish (CWF) is a one-time upcharge of 300 NET per color.

MODEL	SOLID SURFACE TOP (1.5"-THICK)	A	B	C	D
PLT462022S	Stocked	2557 LIST	2889 LIST	3719 LIST	4715 LIST
	Non-stocked (per color, per order)	ADD 410 NET	450 NET	490 NET	520 NET

\*Veneer Tops are not compliant with Clean Air Gold Certification or Healthier Hospitals Initiative





## PAX TABLES - ROUND, SQUARE, AND RECTANGLE

### 46 x 20 RECTANGLE x 29H

W: 46 D: 20 H: 29



MODEL	TOP (1.5"-THICK)	PRICE
PLT462029V	Veneer over Plywood Core/Edge*	1133
PLT462029L	Stocked Laminate over Plywood Core/Edge	1133
	Non-Stocked Laminate (per color, per order)	ADD 50 NET

NOTE: Custom Wood Finish (CWF) is a one-time upcharge of 300 NET per color.

MODEL	SOLID SURFACE TOP (1.5"-THICK)	A	B	C	D
PLT462029S	Stocked	2637 LIST	2969 LIST	3799 LIST	4795 LIST
	Non-stocked (per color, per order)	ADD 410 NET	450 NET	490 NET	520 NET

### 46 x 16 RECTANGLE x 18H

W: 46 D: 16 H: 18



MODEL	TOP (1.5"-THICK)	PRICE
PLT461618V	Veneer over Plywood Core/Edge*	1017
PLT461618L	Stocked Laminate over Plywood Core/Edge	1017
	Non-Stocked Laminate (per color, per order)	ADD 50 NET

NOTE: Custom Wood Finish (CWF) is a one-time upcharge of 300 NET per color.

MODEL	SOLID SURFACE TOP (1.5"-THICK)	A	B	C	D
PLT461618S	Stocked	2047 LIST	2346 LIST	3010 LIST	3774 LIST
	Non-stocked (per color, per order)	ADD 410 NET	450 NET	490 NET	520 NET

### 46 x 16 RECTANGLE x 22H

W: 46 D: 16 H: 22



MODEL	TOP (1.5"-THICK)	PRICE
PLT461622V	Veneer over Plywood Core/Edge*	1053
PLT461622L	Stocked Laminate over Plywood Core/Edge	1053
	Non-Stocked Laminate (per color, per order)	ADD 50 NET

NOTE: Custom Wood Finish (CWF) is a one-time upcharge of 300 NET per color.

MODEL	SOLID SURFACE TOP (1.5"-THICK)	A	B	C	D
PLT461622S	Stocked	2083 LIST	2382 LIST	3046 LIST	3810 LIST
	Non-stocked (per color, per order)	ADD 410 NET	450 Net	490 NET	520 NET

### 46 x 16 RECTANGLE x 29H

W: 46 D: 16 H: 29



MODEL	TOP (1.5"-THICK)	PRICE
PLT461629V	Veneer over Plywood Core/Edge*	1133
PLT461629L	Stocked Laminate over Plywood Core/Edge	1133
	Non-Stocked Laminate (per color, per order)	ADD 50 NET

NOTE: Custom Wood Finish (CWF) is a one-time upcharge of 300 NET per color.

MODEL	SOLID SURFACE TOP (1.5"-THICK)	A	B	C	D
PLT461629S	Stocked	2163 LIST	2462 LIST	3126 LIST	3890 LIST
	Non-stocked (per color, per order)	ADD 410 NET	450 NET	490 NET	520 NET

\*Veneer Tops are not compliant with Clean Air Gold Certification or Healthier Hospitals Initiative

## PAX TABLES | OPTIONS

MODEL	DESCRIPTION	PRICE
METAL SLEEVES	PLGS Available in all Powder Coat finishes	124 LIST/TABLE

### PRODUCT OPTIONS

PERMA-COAT WOOD LEG PROTECTOR \$35 List / Leg



# INTEGRA | STOCKED FINISHES

## SOLID SURFACE | STOCKED OPTIONS

INTEGRASEATING.COM/FINISHES

### GRADE

<b>A</b>	<b>LG HI-MACS</b>	Arctic White, Cream, Almond Pearl
<b>B</b>	<b>LG HI-MACS</b>	Allspice Quartz, Venetian Sand, Desert Sand
<b>C</b>	<b>LG HI-MACS</b>	Frostine, Gray, Haze
<b>D</b>	<b>CORIAN</b>	Deep Titanium, Deep Sable, Weathered Concrete

## METAL FINISH | STANDARD OPTIONS

<b>POWDER COAT</b>	Glacier	<b>CX</b>	Bronze	<b>ZX</b>	BRUSHED CHROME	<b>BC</b>
	Chalk	<b>HX</b>	Bark	<b>KX</b>	BRUSHED ALUMINUM	<b>BA</b>
	Cement	<b>MX</b>	Slate	<b>SX</b>		
	Silver	<b>VX</b>	Onyx	<b>BX</b>		
	Fossil	<b>FX</b>				

NOTE: See each series for available standards.

## WOOD FINISH | STANDARD OPTIONS

HARD MAPLE

<b>INSPIRED COLORS</b>	Sugar	Pewter Mist	<b>ORIGINAL COLORS</b>	Vanilla	Saffron
	Sea Salt	Poppy Seed		Ginger	Chili
	Almond	Hazelnut		Cinnamon	Clove
	Jasmine	Mocha		Nutmeg	Pepper

NOTE: Custom Wood Finishes are available at a one-time upcharge of \$300 NET per color. Contact your customer service representative for more details.

## STOCKED LAMINATE OPTIONS FOR WOOD FINISHES

INSPIRED WOOD FINISH	HPL MANUFACTURER	NAME/PATTERN	ID#	ORIGINAL WOOD FINISH	HPL MANUFACTURER	NAME/PATTERN	ID#
Sugar	Wilsonart	Phantom Pearl	8211K-28	Vanilla	Pionite	Hardrock Maple	WM791-S
Sea Salt (opt. 1)	Wilsonart	Asian Sand	7952K-18	Ginger	Pionite	Millwork Cherry	WC431-H
Sea Salt (opt. 2)	Wilsonart	Wallaby	D439-60	Cinnamon	Nevamar	Blossom Cherry	WC5581N
Almond	Wilsonart	Raw Chestnut	7975K-12	Nutmeg	Wilsonart	Cherrywood	11062K-07
Jasmine	Nevamar	Beige Renaissance	WM8258-T	Saffron	Wilsonart	Judicial Walnut	11065K-07
Pewter Mist	Nevamar	Luminary Teak	WT0005T	Chili	Wilsonart	Empire Mahogany	7122K-07
Poppy Seed (opt. 1)	Formica	Silver Riftwood	6413-NG	Clove	Wilsonart	Cafelle	7933K-07
Poppy Seed (opt. 2)	Pionite	Absolute Acajou	WY160-SD	Clove (alt)	Wilsonart	Cocobala	7942K-07
Poppy Seed (opt. 3)	Wilsonart	Phantom Cocoa	8213K-28	Pepper	Wilsonart	Black	1595K-07
Poppy Seed (opt. 4)	Wilsonart	Skyline Walnut	7964K-12				
Hazelnut (opt. 1)	Wilsonart	Studio Teak	7960K-18				
Hazelnut (opt. 2)	Pionite	Pralines & Cream	WW160-SD				
Mocha (opt. 1)	Wilsonart	Hampton Walnut	7959K-78				
Mocha (opt. 2)	Formica	Cocoa Maple	7739-58				
Mocha (opt. 3)	Pionite	Gunstock Savoy Walnut	WW971-SD				

NOTE: Non-Stocked Laminate selections incur a \$50 NET charge per color, per order.



## ORDERING & SPECIFICATIONS

### HOW TO USE THIS PRICE LIST

Each series or collection has the available options within that series. Available options may include: legs/bases, arm caps, seats, tablets, power, and other product options. Please see each series for the available options, details, and pricing.

Integra's PDF price list has links from the Table of Contents to each section for easier movement through the document. Also, at the top of each page is an icon that will take you back to the Table of Contents page.

And of course, our exceptional Customer Service Team is happy to help you with quotes, product questions and anything else you need to work with Integra products!

### GENERAL ORDERING INFORMATION

Direct all orders to: **INTEGRA, INC.**  
PO BOX M  
807 Wisconsin Street  
Walworth, WI 53184  
(800) 235-0234 (262) 275-2161 (262) 275-3614 FAX  
customerservice@integraseating.com

When placing an order, please be sure to include ALL of the following:

- Your Company Name, Address, Telephone, Fax and Email Address
- Contact Person for Order and Email Address
- Purchase Order Number, Bill To Address, Ship to Address, Order Date
- Integra Quote Number, if Integra provided a Quote
- Quantity
- Product Code/Number
- Product Description
- Selected Options
- Fabric: Pattern and Color
- Wood Species
- Wood Finish
- Line Drawings for System Orders
- Requested Ship Date
- Any Special Instructions

#### ORDERS & ORDER CONFIRMATION:

Orders may be received via fax, mail or emailed to customerservice@integraseating.com. Acknowledgments will be emailed. Changes in the ship to address after order entry will incur additional charges.

#### CHANGE ORDERS AND CANCELLATIONS:

Written changes on orders or cancellations of orders will only be accepted within 48 hours after receipt of order.

#### PRICES:

Published prices are List F.O.B. destination on shipments over \$7,500 List and within the Contiguous U.S. Shipments under \$7,500 List will incur a \$300 NET freight charge. Integra prefers to ship furniture set-up at the factory and blanket-wrapped. In certain instances, furniture will be packaged in cartons and shipped; cartoning charges may apply.

Prices do not include:

- storage or insurance charges
- sales or other taxes
- multiple deliveries, uncartoning, assembly, or installation

#### TERMS OF PAYMENT:

Orders require prepayment upon placement of original order, balance required prior to shipment. Terms for accredited customers are NET 30. Integra may request advance payment at any time. A service charge for any special handling may be assessed. A service charge of 1.5% per month will be assessed on unpaid balance of all past due accounts.

#### RETURNS:

No returns of furniture will be accepted without our written consent and shipping instructions. Special order items are not subject to return.

### DESIGN AND SPECIFICATIONS

Integra reserves the right to alter product design for purposes at our discretion including: construction and material improvements, pricing or dimension corrections, and other purposes without notification. All dimensions shown are approximate. If critical specifications are required, please consult the factory.

#### GENERAL PRODUCT SPECIFICATIONS:

Integra's products listed in this contract price list include these features:

- High Resilience Foam in All Seat Units
- No-spring Dymetrol Suspension System in all seating that uses a suspension system
- 16 Gauge Steel Tubular Inner Structure and Assembly Patented to Integra
- All Integra chairs and seating units have a 1000 lbs dynamic load capacity and a 2000 lbs static load capacity.
- Product specifications for all product lines are available upon request

#### CUSTOM PRODUCT DESIGN & ENGINEERING:

Integra tries to accommodate custom request to best meet the needs of our customers. Please bring custom requests to our Project Management Team. They will work with our Engineering Team for review and approval. **If approved, most custom requests will incur a \$300 NET Custom Engineering Fee.** If the custom request involves a significant amount of custom design and engineering that charge may be increased. Our team will notify the requestor of any increase in charges.

#### LIFETIME WARRANTY:

Products manufactured by Integra after October, 1 2007 are warranted to be free of defects in material and workmanship under normal use for the lifetime of the product. Product must be properly assembled, maintained and in use by its original owner. Under the warranty, the obligation of Integra is limited to the repair or replacement of such furniture. Damage in transit or by negligence, abuse, abnormal usage, misuse, accidents or alterations nullifies the warranty.

As Buyer's sole remedy under this warranty, Integra, at its option, will repair or replace damaged parts at no charge to the original owner of record provided the replacement or return has previously been authorized by Integra under terms of this warranty. Normal aging and wear of fabrics, filling materials, and finishes are excepted from this warranty. Any labor charges incurred will be at the Buyer's expense. It is expressly agreed that this remedy of repair, replacement or credit, at Integra's option, is Buyer's exclusive remedy under this warranty. In no event shall Seller be liable for consequential damages.

All other express or implied warranties made by any sales representative, or agent, or other representative, including any warranty of merchantability or fitness for a particular use, are hereby excluded. A-Chairs carry a 10 year warranty. Electric Power Ports carry a one year warranty.

#### FABRICS:

In order to fit the wide range of our customer's needs, Integra currently has partnerships and graded-in programs with these textile companies:

Anzea	www.anzea.com	877.862.6932
Arc-Com	www.arc-com.com	800.223.5466
Architex	www.architex-ljh.com	800.621.0827
Camira	www.camirafabrics.com	616.288.0655
CF Stinson	www.cfstinson.com	800.841.6279
Carnegie	www.carnegiefabrics.com	800.727.6770
DesignTex	www.designtex.com	800.221.1540
LDI	www.lidiinteriors.com	866.332.0700
Maharam	www.maharam.com	800.645.3943
Mayer	www.mayerfabrics.com	800.428.4415
Momentum	www.memosamples.com	800.366.6839
UltraFabrics	www.ultrafabricsinc.com	877.309.6648
Unika Vaev	www.unikavaev.com	800.237.1625

For a listing of the current graded-in fabrics and grades, visit our website at [integraseating.com/fabrics](http://integraseating.com/fabrics).



## DESIGN AND SPECIFICATIONS (CONTINUED)

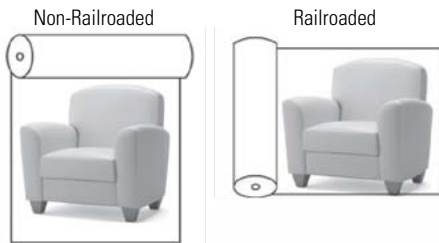
Integra offers a wide range of fabrics to our customers in our graded-in program. Integra does not stock fabric; all textiles are ordered from the distributor at the time we receive an order. Integra is not responsible for differences in color between material supplied and samples from which choices have been made, nor is Integra responsible for matching upholstery on existing product to any future orders. **Please note that Integra does not warranty fabrics and is not responsible for any replacement fabric, covers, or re-upholstery labor costs for failed fabrics whether graded-in or sent to us as a COM/COL. We can provide a quote for new covers at the time needed. Please contact the fabric companies for any warranty information on their own products.**

### COMBINATION FABRICS (Simple and Complex):

More than one fabric may be specified and applied to the same product. Integra does not upcharge for simple fabric combinations which consist of one fabric each on a component (i.e. seat, back, arm, or front panel). For simple combinations, the price is typically based upon the highest fabric grade of the chosen fabrics on the product. Complex fabric combinations consist of multiple fabrics on a single component, such as the front of the back in Fabric A and the back of the back is in Fabric B. Complex combinations will incur a 5% upcharge. Fabric combination forms are required at the time of order. Contact Customer Service for fabric combination forms or assistance.

### FABRIC APPLICATION:

Standard procedure is for Integra to match all fabrics that require matching such as plaids, prints, or stripes. If matching is not desired, this must be clearly noted on the purchase order. Integra will apply textiles to upholstered items in the manner which we deem to be the most appealing.



Standard procedure is for Integra to cut all fabrics non-railroaded unless otherwise clearly specified on the purchase order. See the diagrams above for a visual description of non-railroaded vs railroaded applications. To ensure correct cutting and application of the fabric, it is suggested that a clearly marked sample is sent with the purchase order when requesting a non-standard application of the fabric. Please note that when railroading fabric, it is possible that additional yardage may be required. Integra assumes no responsibility for the direction in which the textiles are applied unless it is clearly specified on the purchase order.

### FABRIC REPEATS:

**Fabric with larger repeats or smaller roll widths may require additional fabric than what is noted in the price list. Standard upholstery textile rolls are 54-inch wide. The yardage amounts noted are based upon 54-inch wide textiles without a pattern repeat.** For calculating additional yardage due to pattern repeat or a roll less than 54" wide, see chart below to match roll width with repeat amount. For the specific textile, add both the vertical and horizontal repeat measurements together and use chart below to figure the required amount of additional yardage. Add the required additional % to the COM yardage amount noted in the current Integra Price List for total yardage needed per furniture item.

UPH. TEXTILE ROLL WIDTH	SOLID NO REPEAT	REPEAT OF 2"-14"	REPEAT OF 15"-19"	REPEAT OF 20"-27"	REPEAT OF 28"-36"
54"	0%	10%	15%	20%	25%
50" - 53"	16%	20%	25%	30%	35%
48"	16%	25%	30%	35%	40%
45"	40%	50%	55%	60%	65%
36"	50%	60%	65%	70%	75%

Contact Integra Customer Service at 800-235-0234 x4 with any questions.

For graded-in fabrics, this additional fabric yardage will be noted and charged as a separate line on the quotation, sales order, and invoice.

## DESIGN AND SPECIFICATIONS (CONTINUED)

### CUSTOMER'S OWN MATERIAL (C.O.M.) POLICY:

Integra will work with customer's own material with approval. A memo sample of the fabric must be sent to the factory before the fabric can be approved for upholstery purposes only; this approval is NOT an indicator of how it will perform in the field. Following approval, you will be advised of any additional yardage which may be required for your order and any upcharges for special handling and/or hand cutting. COM combo yardage will increase yardage. Contact Customer Service for combo yardage summary. COM yardage estimates are based upon 54-inch wide textiles without pattern repeat. **COM must be on one continuous roll or the same dye lot and consistent repeat.** A memo sample of your fabric should accompany the purchase order to properly identify your fabric when it arrives at the factory.

Please note that all C.O.M. fabrics must ship freight prepaid (collect shipments will not be accepted) and should be properly labeled for your order. Ship to:

Integra, Inc.  
Tag for: (Your PO# of the order it is to be applied to)  
810 Wisconsin Street  
Walworth, WI 53184

The prices shown for COM include the product and only the labor for the fabric's application. The cost of fabric and freight costs to ship the fabric is the customer's responsibility. The performance of any fabric is the responsibility of the fabric supplier. Integra does not offer any warranty to fabrics. While we inspect fabrics for mill imperfections, some are difficult to recognize. We cannot be responsible for defects, color inaccuracies, dye lot variations, and other flaws. Under no circumstances will Integra assume responsibility for COM/COL shortages, flaws, or other such problems. While we make a concerted effort to control COM/COL materials, it is not our responsibility to monitor the receipt of these materials in order to meet delivery deadlines and we assume that customers are aware of any undue delay in delivery of their COM/COL materials.

**Integra does not warranty fabrics and is not responsible for any replacement fabric, covers, or re-upholstery labor costs for failed fabrics whether graded-in or sent to us as a COM/COL. We can provide a quote for new covers at the time needed. Please contact the fabric companies for any warranty information on their own products.**

### WOOD FINISHES AND WOOD SPECIES:

Integra cannot be responsible for differences in color or tone between the finish sample and final finished product. This difference is due to the variations in natural material and finish surface size.

Standard Wood Species: Hard Maple

### Original Wood Finishes

- Vanilla
- Ginger
- Cinnamon
- Nutmeg
- Saffron
- Chili
- Clove
- Pepper

### Inspired Colors Wood Finishes

- Sugar
- Sea Salt
- Almond
- Jasmine
- Pewter Mist
- Poppy Seed
- Hazelnut
- Mocha

### CUSTOM WOOD FINISH (CWF):

Integra will accept custom finish orders. This could extend lead time. There is a \$300 NET flat fee upcharge for custom finish orders. An additional upcharge is possible depending on stain. Paint finish will not be accepted. Send a wood sample which will be matched and returned to you for sign off approval. When the approval is received by Integra, the order will be entered into production. Custom wood finishes are valid for a minimum of 2 years.

### METAL POWDER COAT FINISHES:

- Glacier
- Chalk
- Cement
- Silver
- Fossil
- Bronze
- Bark
- Slate
- Onyx



## DESIGN AND SPECIFICATIONS (CONTINUED)

### LAMINATE:

On many Integra Tables, Tablet Arms, and Arm Caps, laminate is a top option. Please see each series for availability. Pricing for laminates falls into the following categories:

#### Stocked Laminates

Integra has chosen specific laminates to match our standard wood finishes where possible. Contact Customer Service for a list of standard laminates. See LAM Price in Price List.

#### Other Laminates

Any laminate not in our stocked program, including custom or premium, will incur a \$50 NET flat fee upcharge per laminate selection on each order. Orders with custom laminate or special finishes may have extended lead times.

### SOLID SURFACE:

Stocked Solid Surfaces: See current listing of Stocked Solid Surfaces

Non-Stocked Solid Surfaces: Upcharges will apply

### GLASS:

Glass tops available for tables. Contact Customer Service for details and pricing.

### MOISTURE BARRIER:

A moisture barrier option is available for all styles of Integra seat units. A polyurethane layer is placed between the fabric and the foam to protect the foam from any moisture. There is an upcharge for this option; please see Product Options in each series for availability, current pricing and yardage requirements per item.

### CALIFORNIA TB 117 AND 133 COMPLIANCE:

All Integra products with standard fabrics pass CA TB 117 fire code requirements, and are able to pass CA TB 133 using approved fabric and **fire wall**. Contact factory for information regarding approved fabrics which meet the requirements of this technical bulletin. Application of **fire wall** for TB 133 compliance requires an upcharge; see Product Options in each series for availability, current pricing and yardage requirements per item. We cannot be responsible for flame retardancy of C.O.M. fabrics; please consult published technical data of fabric suppliers. NOTE: CA TB 133 option not available with leather.

## PACKAGING & SHIPPING

### FREIGHT:

All shipments over \$7,500 List include freight charges within the Contiguous United States. Please note that cartoned shipments can incur additional expenses from our freight carriers. Please contact Integra Customer Service for upcharges.

Shipments made outside the Contiguous United States will be cartoned and shipped to the Port of Exit. Cartoning charges will apply; customer is responsible for freight charges from the Port of Exit to the final destination.

Integra's standard method is to set-up and blanket wrap furniture for shipping. This requires coordination with the freight company in order to meet and unload the truck at the destination. Furniture is assembled and will need to be inspected and set in place.

Integra will require receiving information at the time of the order and will advise estimated unloading time allotted for delivery. A loading dock to accommodate a 53' trailer is required for all shipments from Integra. Please note, improper loading dock at receiving point, lack of appropriate personnel to unload product and/or excessive unloading time will incur additional charges.

At time of delivery, blankets are removed and returned with driver. Inspection & damage must be noted within time allotted for unloading.

Should the freight company discover improper loading dock or inadequate personnel for unloading at time of delivery, the freight carrier reserves the right to have freight returned; this will incur reconsignment and reshipping charges which will be billed to the customer's account and will be due before the 2nd delivery attempt.

### SPECIFIC DATE DELIVERY:

If a shipment requires a specific day of delivery or time-specific delivery, additional charges will be applied by the freight company which will be added to your invoice. Shipments to New York City and Washington DC metro areas will also incur additional expenses from our freight carriers. Please contact Customer Service for upcharges.

### CARTON CHARGES:

In certain cases, and as an option, we can carton our furniture for shipping. The following cartoning charges will apply:  
Carton Charges: \$35 NET per chair; \$50 NET per settee; \$65 NET per sofa. Tables: \$35 NET up to 24x24x24 in size; \$50 NET up to 36x36x36 in size and all oval, half oval and rectangular tables. 42x42 and 48x48 tables will be blanket-wrapped only; they cannot be cartoned. Please note that cartoned shipments can incur additional expenses from our freight carriers. Please contact Integra Customer Service for upcharges.

### MINIMUM ORDER FREIGHT CHARGE:

Shipments over \$7,500 List include freight charges within the Contiguous US. Shipments under \$7,500 List will incur a \$300 NET Freight Charge.

### FREIGHT DAMAGE CLAIMS:

All Integra products are carefully inspected prior to shipment from the factory. Title to products is passed to the purchaser and Integra's responsibility ceases when the shipment is accepted for transportation by a carrier. Freight claims are the responsibility of the customer. All shipments should be carefully inspected before acceptance and the customer MUST record any damage on both copies of the freight bill, signed by the customer and the driver. Concealed damage reports must be made to the carrier within 10 days after delivery or the carrier will not be responsible. All packing materials involved in a damage claim must be saved in their original condition until they have been inspected by the proper agent.

### STORAGE:

If a customer is unable to accept delivery of merchandise when Integra is ready to make a shipment, Integra reserves the right to transfer merchandise to storage. Transfer to storage and storage charges will be at customer's expense. Transfer to storage shall constitute delivery for all intents and purposes, including invoicing and payment.