



PAX LOUNGE COLLECTION

PAX SEATING	PLC 2 - 3
PAX POUFS	PLC 4 - 5
PAX TABLES	PLC 6 - 9



PAX LOUNGE COLLECTION | WOOD LEGS






CERTIFIED
CLEAN AIR GOLD

COMPONENT-BASED
CONSTRUCTION




2K STATIC
CAPACITY

1K DROP
CAPACITY

PAX SOLID WOOD LEGS

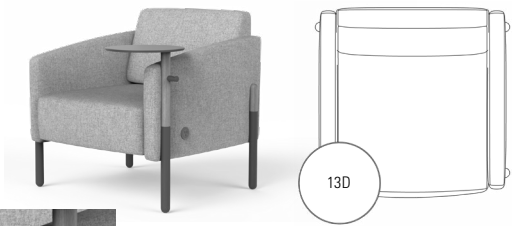
	MODEL	YARDS	COM	M	COL O	P	R	S	T	U	W/WL
CHAIR	PLU-1	4.75	1996	2172	2386	2580	2789	2994	3203	3407	3716
W: 30.5 D: 30 H: 32 SW: 24 SD: 21 SH: 18 BH: 16 AH: 24											
											
SETTEE	PLU-2	7	2874	3133	3448	3735	4043	4344	4652	4953	5408
W: 54.5 SW: 48											
											
SOFA	PLU-3	9.25	3769	4111	4528	4907	5314	5712	6119	6516	7118
W: 78.5 SW: 72											
											

PAX SOLID WOOD LEGS WITH METAL SLEEVES

	MODEL	YARDS	COM	M	COL O	P	R	S	T	U	W/WL
CHAIR	PLU-S-1	4.75	2128	2304	2518	2712	2921	3126	3335	3539	3848
W: 30.5 D: 30 H: 32 SW: 24 SD: 21 SH: 18 BH: 16 AH: 24											
											
SETTEE	PLU-S-2	7	3006	3265	3580	3867	4175	4476	4784	5085	5540
W: 54.5 SW: 48											
											
SOFA	PLU-S-2	9.25	3901	4243	4660	5039	5446	5844	6251	6648	7250
W: 78.5 SW: 72											
											

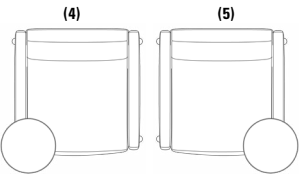
PAX LOUNGE | TABLET OPTIONS

ALL INTEGRA TABLETS HAVE A 300LB CAPACITY



Personal Item Hook is
standard on all Tablets

CHOOSE POSITION



(4) - Tablet on right as seated
(5) - Tablet on left as seated

13" ROUND SOLID SURFACE TABLET OPTION

MODEL	GRADE	A	B	C	D
ST4-(4/5)	Stocked	644 LIST	668 LIST	702 LIST	758 LIST
	Non-stocked (per color, per order)	ADD 410 NET	450 NET	490 NET	520 NET

13" ROUND LAMINATE OVER PLYWOOD CORE/EDGE TABLET OPTION

MODEL	GRADE	PRICE
LT4-(4/5)	Stocked (Laminate tablets have a plywood edge. Specify finish.)	550 LIST
	Non-stocked (per color, per order)	ADD 50 NET

13" ROUND VENEER OVER PLYWOOD CORE/EDGE TABLET OPTION

MODEL	GRADE	PRICE
VT4-(4/5)	Standard Wood Finish	550 LIST
	Custom Finish (one time charge per color)	ADD 300 NET



PAX LOUNGE | OTHER OPTIONS

ELECTRICAL / POWER PORT



MODEL	DESCRIPTION	PRICE
EP(COLOR)	(1) Standard Plug-In. 6' Cord Length. Available in Black, Gray, Poppy and White.	120 LIST/EACH
ES(COLOR)	(2) USB Ports. 6' Cord Length. Available in Black, Gray, Poppy and White.	302 LIST/EACH

PRODUCT OPTIONS

- MOISTURE BARRIER \$46 List / Yard; NOTE: Moisture Barrier may telegraph through thinner textiles.
- FIRE WALL / CA T.B. 133 \$82 List / Yard
- TAMPER-RESISTANT FASTENERS \$54 List / Chair
- PERMA-COAT WOOD LEG PROTECTOR \$37 List / Leg



PAX LOUNGE COLLECTION | POUFS

PAX POUFS - ROUND, SQUARE, AND RECTANGLE



CERTIFIED
CLEAN AIR GOLD



COMPONENT-BASED
CONSTRUCTION



2K STATIC
CAPACITY



1K DROP
CAPACITY

18 ROUND x 18H

DIA: 18 H: 18



MODEL	TOP (HARD TOPS ARE 1/2"-THICK)	GRADE	YARDS	COM	M	COL O	P	R	S	T	U	W/WL
PLOT18D18U	Upholstered		2.25	776	859	961	1053	1152	1249	1348	1444	1591
PLOT18D18L	Stocked Laminate/Plywood Edge		1.5	798	854	921	983	1049	1113	1179	1244	1341
PLOT18D18V	Maple Veneer/Plywood Edge		1.5	798	854	921	983	1049	1113	1179	1244	1341
PLOT18D18S	Stocked Solid Surface	A	1.5	1052	1108	1175	1237	1303	1367	1433	1498	1595
		B	1.5	1129	1185	1252	1314	1380	1444	1510	1575	1672
		C	1.5	1237	1293	1360	1422	1488	1552	1618	1683	1780
		D	1.5	1411	1467	1534	1596	1662	1726	1792	1857	1954

18 ROUND x 22H

DIA: 18 H: 22

PLOT18D22U	Upholstered		2.5	793	886	998	1101	1211	1318	1428	1536	1698
PLOT18D22L	Stocked Laminate/Plywood Edge		1.75	815	880	959	1030	1107	1183	1260	1335	1449
PLOT18D22V	Maple Veneer/Plywood Edge		1.75	815	880	959	1030	1107	1183	1260	1335	1449
PLOT18D22S	Stocked Solid Surface	A	1.75	1069	1134	1213	1284	1361	1437	1514	1589	1703
		B	1.75	1146	1211	1290	1361	1438	1514	1591	1666	1780
		C	1.75	1254	1319	1398	1469	1546	1622	1699	1774	1888
		D	1.75	1428	1493	1572	1643	1720	1796	1873	1948	2062

22 ROUND x 18H

DIA: 22 H: 18

PLOT22D18U	Upholstered		3	856	967	1102	1225	1357	1486	1618	1747	1942
PLOT22D18L	Stocked Laminate/Plywood Edge		2	891	965	1055	1137	1225	1311	1399	1485	1615
PLOT22D18V	Maple Veneer/Plywood Edge		2	891	965	1055	1137	1225	1311	1399	1485	1615
PLOT22D18S	Stocked Solid Surface	A	2	1195	1269	1359	1441	1529	1615	1703	1789	1919
		B	2	1272	1346	1436	1518	1606	1692	1780	1866	1996
		C	2	1379	1453	1543	1625	1713	1799	1887	1973	2103
		D	2	1553	1627	1717	1799	1887	1973	2061	2147	2277

22 ROUND x 22H

DIA: 22 H: 22

PLOT22D22U	Upholstered		3.25	874	994	1141	1274	1417	1557	1700	1839	2051
PLOT22D22L	Stocked Laminate/Plywood Edge		2.25	908	991	1093	1185	1284	1381	1480	1576	1723
PLOT22D22V	Maple Veneer/Plywood Edge		2.25	908	991	1093	1185	1284	1381	1480	1576	1723
PLOT22D22S	Stocked Solid Surface	A	2.25	1212	1295	1397	1489	1588	1685	1784	1880	2027
		B	2.25	1288	1371	1473	1565	1664	1761	1860	1956	2103
		C	2.25	1396	1479	1581	1673	1772	1869	1968	2064	2211
		D	2.25	1572	1655	1757	1849	1948	2045	2144	2240	2387

18 SQUARE x 18H

W: 18 H: 18 D: 18



PLOT181818U	Upholstered		2.25	746	829	931	1023	1122	1219	1318	1414	1561
PLOT181818L	Stocked Laminate/Plywood Edge		1.5	768	824	891	953	1019	1083	1149	1214	1311
PLOT181818V	Maple Veneer/Plywood Edge		1.5	768	824	891	953	1019	1083	1149	1214	1311
PLOT181818S	Stocked Solid Surface	A	1.5	999	1055	1122	1184	1250	1314	1380	1445	1542
		B	1.5	1076	1132	1199	1261	1327	1391	1457	1522	1619
		C	1.5	1184	1240	1307	1369	1435	1499	1565	1630	1727
		D	1.5	1358	1414	1481	1543	1609	1673	1739	1804	1901

NON-STOCKED / CUSTOM FINISH UPCHARGES


Non-Stocked Laminate (per color, per order)	ADD	50 NET			
Custom Wood Finish (CWF) (one-time upcharge)	ADD	300 NET			
			A	B	C
Non-Stocked Solid Surface (per color, per order)	ADD	410 NET	450 NET	490 NET	520 NET



PAX POUFS - ROUND, SQUARE, AND RECTANGLE

		MODEL	TOP (HARD TOPS ARE 1/2"-THICK)	GRADE	YARDS	COM	M	COL	O	P	R	S	T	U	W / WL
18 SQUARE x 22H W: 18 D: 18 H: 22 	PLOT181822U	Upholstered			2.5	763	856	968	1071	1181	1288	1398	1506	1668	
	PLOT181822L	Stocked Laminate/Plywood Edge			1.75	785	850	929	1000	1077	1153	1230	1305	1419	
	PLOT181822V	Maple Veneer/Plywood Edge			1.75	785	850	929	1000	1077	1153	1230	1305	1419	
	PLOT181822S	Stocked Solid Surface	A	1.75	1017	1082	1161	1232	1309	1385	1462	1537	1651		
			B	1.75	1094	1377	1238	1309	1386	1462	1539	1614	1728		
C			1.75	1202	1267	1346	1417	1494	1570	1647	1722	1836			
D			1.75	1377	1442	1521	1592	1669	1745	1822	1897	2011			
22 SQUARE x 18H W: 22 D: 22 H: 18	PLOT222218U	Upholstered			3	832	943	1078	1201	1333	1462	1594	1723	1918	
	PLOT222218L	Stocked Laminate/Plywood Edge			2	860	934	1024	1106	1194	1280	1368	1454	1584	
	PLOT222218V	Maple Veneer/Plywood Edge			2	860	934	1024	1106	1194	1280	1368	1454	1584	
	PLOT222218S	Stocked Solid Surface	A	2	1139	1213	1303	1385	1473	1559	1647	1733	1863		
			B	2	1228	1302	1392	1474	1562	1648	1736	1822	1952		
C			2	1356	1430	1520	1602	1690	1776	1864	1950	2080			
D			2	1560	1634	1724	1806	1894	1980	2068	2154	2284			
22 SQUARE x 22H W: 22 D: 22 H: 22	PLOT222222U	Upholstered			3.25	856	976	1123	1256	1399	1539	1682	1821	2033	
	PLOT222222L	Stocked Laminate/Plywood Edge			2.25	880	963	1065	1157	1256	1353	1452	1548	1695	
	PLOT222222V	Maple Veneer/Plywood Edge			2.25	880	963	1065	1157	1256	1353	1452	1548	1695	
	PLOT222222S	Stocked Solid Surface	A	2.25	1158	1241	1343	1435	1534	1631	1730	1826	1973		
			B	2.25	1247	1330	1432	1524	1623	1720	1819	1915	2062		
C			2.25	1376	1459	1561	1653	1752	1849	1948	2044	2191			
D			2.25	1579	1662	1764	1856	1955	2052	2151	2247	2394			
46 x 20 RECTANGLE W: 46 D: 20 H: 18 	PLB4620U	Upholstered			3.75	1204	1343	1512	1665	1830	1992	2157	2318	2562	
	PLB4620L	Stocked Laminate/Plywood Edge			2.75	1309	1411	1535	1647	1768	1887	2008	2126	2305	
	PLB4620V	Maple Veneer/Plywood Edge			2.75	1309	1411	1535	1647	1768	1887	2008	2126	2305	
	PLB4620S	Stocked Solid Surface	A	2.75	1881	1983	2107	2219	2340	2459	2580	2698	2877		
			B	2.75	2057	2159	2283	2395	2516	2635	2756	2874	3053		
C			2.75	2314	2416	2540	2652	2773	2892	3013	3131	3310			
D			2.75	2720	2822	2946	3058	3179	3298	3419	3537	3716			
NON-STOCKED / CUSTOM FINISH UPCHARGES		Non-Stocked Laminate (per color, per order)				ADD	50 NET								
		Custom Wood Finish (CWF) (one-time upcharge)				ADD	300 NET								
							A		B		C		D		
Non-Stocked Solid Surface (per color, per order)						ADD	410 NET		450 NET		490 NET		520 NET		

PAX POUFS | OPTIONS

	MODEL	PRICE
PULL HANDLE 	PLPL	32 LIST

PRODUCT OPTIONS

MOISTURE BARRIER \$46 List / Yard; NOTE: Moisture Barrier may telegraph through thinner textiles.
FIRE WALL / CA T.B. 133 \$82 List / Yard
TAMPER-RESISTANT FASTENERS \$54 List / Pouf
WEIGHTED / THEFT DETERRENT \$320 List / 25 lb Weight








PAX LOUNGE COLLECTION | TABLES

LAMINATE AND
SOLID SURFACE TOPS
COMPLIANT WITH

 CERTIFIED
CLEAN AIR GOLD

PAX TABLES - ROUND, SQUARE, AND RECTANGLE

<div>18 ROUND x 18H</div> <div>DIA: 18 H: 18</div> <div></div>	MODEL	TOP (1.5"-THICK)				PRICE			
	PLT18D18V	Veneer over Plywood Core/Edge*				850			
	PLT18D18L	Stocked Laminate over Plywood Core/Edge				850			
		Non-Stocked Laminate (per color, per order)				ADD 50 NET			
	NOTE: Custom Wood Finish (CWF) is a one-time upcharge of 300 NET per color.								
<div>18 ROUND x 22H</div> <div>DIA: 18 H: 22</div> <div></div>	MODEL	SOLID SURFACE TOP (1.5"-THICK)				A	B	C	D
	PLT18D18S	Stocked				1506 LIST	1646 LIST	2064 LIST	2517 LIST
		Non-stocked (per color, per order)				ADD 410 NET	450 NET	490 NET	520 NET
	NOTE: Custom Wood Finish (CWF) is a one-time upcharge of 300 NET per color.								
<div>22 ROUND x 18H</div> <div>DIA: 22 H: 18</div> <div></div>	MODEL	TOP (1.5"-THICK)				PRICE			
	PLT22D18V	Veneer over Plywood Core/Edge*				1005			
	PLT22D18L	Stocked Laminate over Plywood Core/Edge				1005			
		Non-Stocked Laminate (per color, per order)				ADD 50 NET			
	NOTE: Custom Wood Finish (CWF) is a one-time upcharge of 300 NET per color.								
<div>22 ROUND x 22H</div> <div>DIA: 22 H: 22</div> <div></div>	MODEL	SOLID SURFACE TOP (1.5"-THICK)				A	B	C	D
	PLT22D18S	Stocked				1747 LIST	1921 LIST	2444 LIST	3001 LIST
		Non-stocked (per color, per order)				ADD 410 NET	450 NET	490 NET	520 NET
	NOTE: Custom Wood Finish (CWF) is a one-time upcharge of 300 NET per color.								
<div>22 ROUND x 18H</div> <div>DIA: 27 H: 18</div> <div></div>	MODEL	TOP (1.5"-THICK)				PRICE			
	PLT27D18V	Veneer over Plywood Core/Edge*				1104			
	PLT27D18L	Stocked Laminate over Plywood Core/Edge				1104			
		Non-Stocked Laminate (per color, per order)				ADD 50 NET			
	NOTE: Custom Wood Finish (CWF) is a one-time upcharge of 300 NET per color.								
<div>27 ROUND x 22H</div> <div>DIA: 27 H: 22</div> <div></div>	MODEL	SOLID SURFACE TOP (1.5"-THICK)				A	B	C	D
	PLT27D18S	Stocked				2170 LIST	2484 LIST	3181 LIST	3983 LIST
		Non-stocked (per color, per order)				ADD 410 NET	450 NET	490 NET	520 NET
	NOTE: Custom Wood Finish (CWF) is a one-time upcharge of 300 NET per color.								

*Veneer Tops are not compliant with Clean Air Gold Certification.



PAX TABLES - ROUND, SQUARE, AND RECTANGLE

27 ROUND x 22H

DIA: 27 H: 22



MODEL	TOP (1.5"-THICK)	PRICE
PLT27D22V	Veneer over Plywood Core/Edge*	1140
PLT27D22L	Stocked Laminate over Plywood Core/Edge	1140
	Non-Stocked Laminate (per color, per order)	ADD 50 NET

NOTE: Custom Wood Finish (CWF) is a one-time upcharge of 300 NET per color.

MODEL	SOLID SURFACE TOP (1.5"-THICK)	A	B	C	D
PLT27D22S	Stocked	2206 LIST	2520 LIST	3217 LIST	4019 LIST
	Non-stocked (per color, per order)	ADD 410 NET	450 NET	490 NET	520 NET

18 SQUARE x 18H

W: 18 D: 18 H: 18



MODEL	TOP (1.5"-THICK)	PRICE
PLT181818V	Veneer over Plywood Core/Edge*	850
PLT181818L	Stocked Laminate over Plywood Core/Edge	850
	Non-Stocked Laminate (per color, per order)	ADD 50 NET

NOTE: Custom Wood Finish (CWF) is a one-time upcharge of 300 NET per color.

MODEL	SOLID SURFACE TOP (1.5"-THICK)	A	B	C	D
PLT181818S	Stocked	1524 LIST	1664 LIST	2082 LIST	2534 LIST
	Non-stocked (per color, per order)	ADD 410 NET	450 Net	490 NET	520 NET

18 SQUARE x 22H

W: 18 D: 18 H: 22



MODEL	TOP (1.5"-THICK)	PRICE
PLT181822V	Veneer over Plywood Core/Edge*	886
PLT181822L	Stocked Laminate over Plywood Core/Edge	886
	Non-Stocked Laminate (per color, per order)	ADD 50 NET

NOTE: Custom Wood Finish (CWF) is a one-time upcharge of 300 NET per color.

MODEL	SOLID SURFACE TOP (1.5"-THICK)	A	B	C	D
PLT181822S	Stocked	1560 LIST	1700 LIST	2118 LIST	2570 LIST
	Non-stocked (per color, per order)	ADD 410 NET	450 NET	490 NET	520 NET

22 SQUARE x 18H

W: 22 D: 22 H: 18



MODEL	TOP (1.5"-THICK)	PRICE
PLT222218V	Veneer over Plywood Core/Edge*	994
PLT222218L	Stocked Laminate over Plywood Core/Edge	994
	Non-Stocked Laminate (per color, per order)	ADD 50 NET

NOTE: Custom Wood Finish (CWF) is a one-time upcharge of 300 NET per color.

MODEL	SOLID SURFACE TOP (1.5"-THICK)	A	B	C	D
PLT222218S	Stocked	1747 LIST	1921 LIST	2444 LIST	3001 LIST
	Non-stocked (per color, per order)	ADD 410 NET	450 NET	490 NET	520 NET

22 SQUARE x 22H

W: 22 D: 22 H: 22



MODEL	TOP (1.5"-THICK)	PRICE
PLT222222V	Veneer over Plywood Core/Edge*	1030
PLT222222L	Stocked Laminate over Plywood Core/Edge	1030
	Non-Stocked Laminate (per color, per order)	ADD 50 NET

NOTE: Custom Wood Finish (CWF) is a one-time upcharge of 300 NET per color.

MODEL	SOLID SURFACE TOP (1.5"-THICK)	A	B	C	D
PLT222222S	Stocked	1783 LIST	1957 LIST	2480 LIST	3037 LIST
	Non-stocked (per color, per order)	ADD 410 NET	450 NET	490 NET	520 NET

*Veneer Tops are not compliant with Clean Air Gold Certification.



PAX TABLES - ROUND, SQUARE, AND RECTANGLE

27 SQUARE x 18H

W: 27 D: 27 H: 18



MODEL	TOP (1.5"-THICK)	PRICE
PLT272718V	Veneer over Plywood Core/Edge*	1112
PLT272718L	Stocked Laminate over Plywood Core/Edge	1112
	Non-Stocked Laminate (per color, per order)	ADD 50 NET

NOTE: Custom Wood Finish (CWF) is a one-time upcharge of 300 NET per color.

MODEL	SOLID SURFACE TOP (1.5"-THICK)	A	B	C	D
PLT272718S	Stocked	2242 LIST	2555 LIST	3252 LIST	4054 LIST
	Non-stocked (per color, per order)	ADD 410 NET	450 NET	490 NET	520 NET

27 SQUARE x 22H

W: 27 D: 27 H: 22



MODEL	TOP (1.5"-THICK)	PRICE
PLT272722V	Veneer over Plywood Core/Edge*	1148
PLT272722L	Stocked Laminate over Plywood Core/Edge	1148
	Non-Stocked Laminate (per color, per order)	ADD 50 NET

NOTE: Custom Wood Finish (CWF) is a one-time upcharge of 300 NET per color.

MODEL	SOLID SURFACE TOP (1.5"-THICK)	A	B	C	D
PLT272722S	Stocked	2278 LIST	2591 LIST	3288 LIST	4090 LIST
	Non-stocked (per color, per order)	ADD 410 NET	450 Net	490 NET	520 NET

46 x 20 RECTANGLE x 18H

W: 46 D: 20 H: 18



MODEL	TOP (1.5"-THICK)	PRICE
PLT462018V	Veneer over Plywood Core/Edge*	1070
PLT462018L	Stocked Laminate over Plywood Core/Edge	1070
	Non-Stocked Laminate (per color, per order)	ADD 50 NET

NOTE: Custom Wood Finish (CWF) is a one-time upcharge of 300 NET per color.

MODEL	SOLID SURFACE TOP (1.5"-THICK)	A	B	C	D
PLT462018S	Stocked	2650 LIST	2998 LIST	3870 LIST	4915 LIST
	Non-stocked (per color, per order)	ADD 410 NET	450 NET	490 NET	520 NET

46 x 20 RECTANGLE x 22H

W: 46 D: 20 H: 22



MODEL	TOP (1.5"-THICK)	PRICE
PLT462022V	Veneer over Plywood Core/Edge*	1106
PLT462022L	Stocked Laminate over Plywood Core/Edge	1106
	Non-Stocked Laminate (per color, per order)	ADD 50 NET

NOTE: Custom Wood Finish (CWF) is a one-time upcharge of 300 NET per color.

MODEL	SOLID SURFACE TOP (1.5"-THICK)	A	B	C	D
PLT462022S	Stocked	2686 LIST	3034 LIST	3906 LIST	4951 LIST
	Non-stocked (per color, per order)	ADD 410 NET	450 NET	490 NET	520 NET

*Veneer Tops are not compliant with Clean Air Gold Certification.



PAX TABLES - ROUND, SQUARE, AND RECTANGLE

46 x 20 RECTANGLE x 29H

W: 46 D: 20 H: 29



MODEL	TOP (1.5"-THICK)	PRICE
PLT462029V	Veneer over Plywood Core/Edge*	1190
PLT462029L	Stocked Laminate over Plywood Core/Edge	1190
	Non-Stocked Laminate (per color, per order)	ADD 50 NET

NOTE: Custom Wood Finish (CWF) is a one-time upcharge of 300 NET per color.

MODEL	SOLID SURFACE TOP (1.5"-THICK)	A	B	C	D
PLT462029S	Stocked	2770 LIST	LIST 3118	3990 LIST	5035 LIST
	Non-stocked (per color, per order)	ADD 410 NET	450 NET	490 NET	520 NET

46 x 16 RECTANGLE x 18H

W: 46 D: 16 H: 18



MODEL	TOP (1.5"-THICK)	PRICE
PLT461618V	Veneer over Plywood Core/Edge*	1070
PLT461618L	Stocked Laminate over Plywood Core/Edge	1070
	Non-Stocked Laminate (per color, per order)	ADD 50 NET

NOTE: Custom Wood Finish (CWF) is a one-time upcharge of 300 NET per color.

MODEL	SOLID SURFACE TOP (1.5"-THICK)	A	B	C	D
PLT461618S	Stocked	2152 LIST	2466 LIST	3163 LIST	3965 LIST
	Non-stocked (per color, per order)	ADD 410 NET	450 NET	490 NET	520 NET

46 x 16 RECTANGLE x 22H

W: 46 D: 16 H: 22



MODEL	TOP (1.5"-THICK)	PRICE
PLT461622V	Veneer over Plywood Core/Edge*	1106
PLT461622L	Stocked Laminate over Plywood Core/Edge	1106
	Non-Stocked Laminate (per color, per order)	ADD 50 NET

NOTE: Custom Wood Finish (CWF) is a one-time upcharge of 300 NET per color.

MODEL	SOLID SURFACE TOP (1.5"-THICK)	A	B	C	D
PLT461622S	Stocked	2188 LIST	2502 LIST	3199 LIST	4001 LIST
	Non-stocked (per color, per order)	ADD 410 NET	450 Net	490 NET	520 NET

46 x 16 RECTANGLE x 29H

W: 46 D: 16 H: 29



MODEL	TOP (1.5"-THICK)	PRICE
PLT461629V	Veneer over Plywood Core/Edge*	1190
PLT461629L	Stocked Laminate over Plywood Core/Edge	1190
	Non-Stocked Laminate (per color, per order)	ADD 50 NET

NOTE: Custom Wood Finish (CWF) is a one-time upcharge of 300 NET per color.

MODEL	SOLID SURFACE TOP (1.5"-THICK)	A	B	C	D
PLT461629S	Stocked	2272 LIST	2586 LIST	3283 LIST	4085 LIST
	Non-stocked (per color, per order)	ADD 410 NET	450 NET	490 NET	520 NET

*Veneer Tops are not compliant with Clean Air Gold Certification.

PAX TABLES | OPTIONS

	MODEL	DESCRIPTION	PRICE
METAL SLEEVES	PLGS	Available in all Powder Coat finishes	128 LIST/TABLE

PRODUCT OPTIONS

PERMA-COAT WOOD LEG PROTECTOR \$37 List / Leg



INTEGRA | STOCKED FINISHES

SOLID SURFACE | STOCKED OPTIONS

INTEGRASEATING.COM/FINISHES

GRADE

A	LG HI-MACS	Arctic White, Cream, Almond Pearl
B	LG HI-MACS	Allspice Quartz, Venetian Sand, Desert Sand
C	LG HI-MACS	Frostine, Gray, Haze
D	CORIAN	Deep Titanium, Deep Sable, Weathered Concrete

METAL FINISH | STANDARD OPTIONS

POWDER COAT	Glacier	CX	Bronze	ZX	BRUSHED CHROME	BC
	Chalk	HX	Bark	KX	BRUSHED ALUMINUM	BA
	Cement	MX	Slate	SX		
	Silver	VX	Onyx	BX		
	Fossil	FX				

NOTE: See each series for available standards.

WOOD FINISH | STANDARD OPTIONS

HARD MAPLE

INSPIRED COLORS	Sugar	Pewter Mist	ORIGINAL COLORS	Vanilla	Saffron
	Sea Salt	Poppy Seed		Ginger	Chili
	Almond	Hazelnut		Cinnamon	Clove
	Jasmine	Mocha		Nutmeg	Pepper

NOTE: Custom Wood Finishes are available at a one-time upcharge of \$300 NET per color. Contact your customer service representative for more details.

STOCKED LAMINATE OPTIONS FOR WOOD FINISHES

INSPIRED WOOD FINISH	HPL MANUFACTURER	NAME/PATTERN	ID#	ORIGINAL WOOD FINISH	HPL MANUFACTURER	NAME/PATTERN	ID#
Sugar	Wilsonart	Phantom Pearl	8211K-28	Vanilla	Pionite	Hardrock Maple	WM791-S
Sea Salt (opt. 1)	Wilsonart	Asian Sand	7952K-18	Ginger	Pionite	Millwork Cherry	WC431-PV
Sea Salt (opt. 2)	Wilsonart	Wallaby	D439-60	Cinnamon	Nevamar	Blossom Cherry	WC5581N
Almond	Wilsonart	Raw Chestnut	7975K-12	Nutmeg	Wilsonart	Cherrywood	11062K-07
Jasmine	Nevamar	Beige Renaissance	WM8258-T	Saffron	Wilsonart	Judicial Walnut	11065K-07
Pewter Mist	Nevamar	Luminary Teak	WT0005T	Chili	Wilsonart	Empire Mahogany	7122K-07
Poppy Seed (opt. 1)	Formica	Silver Riftwood	6413-NG	Clove	Wilsonart	Cafelle	7933K-07
Poppy Seed (opt. 2)	Pionite	Absolute Acajou	WY160-SD	Clove (alt)	Wilsonart	Cocobala	7942K-07
Poppy Seed (opt. 3)	Wilsonart	Phantom Cocoa	8213K-28	Pepper	Wilsonart	Black	1595K-07
Poppy Seed (opt. 4)	Wilsonart	Skyline Walnut	7964K-12				
Hazelnut (opt. 1)	Wilsonart	Studio Teak	7960K-18				
Hazelnut (opt. 2)	Pionite	Pralines & Cream	WW160-SD				
Mocha (opt. 1)	Wilsonart	Hampton Walnut	7959K-78				
Mocha (opt. 2)	Formica	Cocoa Maple	7739-58				
Mocha (opt. 3)	Pionite	Gunstock Savoy Walnut	WW971-SD				

NOTE: Non-Stocked Laminate selections incur a \$50 NET charge per color, per order.



ORDERING & SPECIFICATIONS

HOW TO USE THIS PRICE LIST

Each series or collection has the available options within that series. Available options may include: legs/bases, arm caps, seats, tablets, power, and other product options. Please see each series for the available options, details, and pricing.

Integra's PDF price list has links from the Table of Contents to each section for easier movement through the document. Also, at the top of each page is an icon that will take you back to the Table of Contents page.

And of course, our exceptional Customer Service Team is happy to help you with quotes, product questions and anything else you need to work with Integra products!

GENERAL ORDERING INFORMATION

Direct all orders to: **INTEGRA, INC.**
PO BOX M
807 Wisconsin Street
Walworth, WI 53184
(800) 235-0234 (262) 275-2161 (262) 275-3614 FAX
orderentry@integraseating.com

When placing an order, please be sure to include ALL of the following:

- Your Company Name, Address, Telephone, Fax and Email Address
- Contact Person for Order and Email Address
- Purchase Order Number, Bill To Address, Ship to Address, Order Date
- Integra Quote Number, if Integra provided a Quote
- Quantity
- Product Code/Number
- Product Description
- Selected Options
- Fabric: Pattern and Color
- Wood Species
- Wood Finish
- Line Drawings for System Orders
- Requested Ship Date
- Any Special Instructions

ORDERS & ORDER CONFIRMATION:

Orders may be received via fax, mail or emailed to customerservice@integraseating.com. Acknowledgments will be emailed. Changes in the ship to address after order entry will incur additional charges.

CHANGE ORDERS AND CANCELLATIONS:

Written changes on orders or cancellations of orders will only be accepted within 48 hours after receipt of order.

PRICES:

Published prices are List F.O.B. destination on shipments over \$7,500 List and within the Contiguous U.S. Shipments under \$7,500 List will incur a \$300 NET freight charge. Integra prefers to ship furniture set-up at the factory and blanket-wrapped. In certain instances, furniture will be packaged in cartons and shipped; cartoning charges may apply.

Prices do not include:

- storage or insurance charges
- sales or other taxes
- multiple deliveries, uncartoning, assembly, or installation

TERMS OF PAYMENT:

Orders require prepayment upon placement of original order, balance required prior to shipment. Terms for accredited customers are NET 30. Integra may request advance payment at any time. A service charge for any special handling may be assessed. A service charge of 1.5% per month will be assessed on unpaid balance of all past due accounts.

RETURNS:

No returns of furniture will be accepted without our written consent and shipping instructions. Special order items are not subject to return.

DESIGN AND SPECIFICATIONS

Integra reserves the right to alter product design for purposes at our discretion including: construction and material improvements, pricing or dimension corrections, and other purposes without notification. All dimensions shown are approximate. If critical specifications are required, please consult the factory.

GENERAL PRODUCT SPECIFICATIONS:

Integra's products listed in this contract price list include these features:

- High Resilience Foam in All Seat Units
- No-spring Dymetrol Suspension System in all seating that uses a suspension system
- 16 Gauge Steel Tubular Inner Structure and Assembly Patented to Integra
- All Integra chairs and seating units have a 1000 lbs dynamic load capacity and a 2000 lbs static load capacity.
- Product specifications for all product lines are available upon request

CUSTOM PRODUCT DESIGN & ENGINEERING:

Integra tries to accommodate custom request to best meet the needs of our customers. Please bring custom requests to our Project Management Team. They will work with our Engineering Team for review and approval. **If approved, most custom requests will incur a \$300 NET Custom Engineering Fee.** If the custom request involves a significant amount of custom design and engineering that charge may be increased. Our team will notify the requestor of any increase in charges.

LIFETIME WARRANTY:

Products manufactured by Integra after October, 1 2007 are warranted to be free of defects in material and workmanship under normal use for the lifetime of the product. Product must be properly assembled, maintained and in use by its original owner. Under the warranty, the obligation of Integra is limited to the repair or replacement of such furniture. Damage in transit or by negligence, abuse, abnormal usage, misuse, accidents or alterations nullifies the warranty.

As Buyer's sole remedy under this warranty, Integra, at its option, will repair or replace damaged parts at no charge to the original owner of record provided the replacement or return has previously been authorized by Integra under terms of this warranty. Normal aging and wear of fabrics, filling materials, and finishes are excepted from this warranty. Any labor charges incurred will be at the Buyer's expense. It is expressly agreed that this remedy of repair, replacement or credit, at Integra's option, is Buyer's exclusive remedy under this warranty. In no event shall Seller be liable for consequential damages.

All other express or implied warranties made by any sales representative, or agent, or other representative, including any warranty of merchantability or fitness for a particular use, are hereby excluded. A-Chairs carry a 10 year warranty. Electric Power Ports carry a one year warranty.

FABRICS:

In order to fit the wide range of our customer's needs, Integra currently has partnerships and graded-in programs with these textile companies:

Anzea	www.anzea.com	877.862.6932
Arc-Com	www.arc-com.com	800.223.5466
Architex	www.architex-ljh.com	800.621.0827
Camira	www.camirafabrics.com	616.288.0655
CF Stinson	www.cfstinson.com	800.841.6279
DesignTex	www.designtex.com	800.221.1540
EnviroLeather by LDI	www.ldiinteriors.com	866.332.0700
Maharam	www.maharam.com	800.645.3943
Mayer	www.mayerfabrics.com	800.428.4415
Momentum	www.memosamples.com	800.366.6839
UltraFabrics	www.ultrafabricsinc.com	877.309.6648

For a listing of the current graded-in fabrics and grades, visit our website at integraseating.com/fabrics.



DESIGN AND SPECIFICATIONS (CONTINUED)

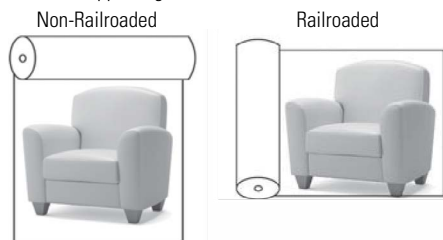
Integra offers a wide range of fabrics to our customers in our graded-in program. Integra does not stock fabric; all textiles are ordered from the distributor at the time we receive an order. Integra is not responsible for differences in color between material supplied and samples from which choices have been made, nor is Integra responsible for matching upholstery on existing product to any future orders. **Please note that Integra does not warranty fabrics and is not responsible for any replacement fabric, covers, or re-upholstery labor costs for failed fabrics whether graded-in or sent to us as a COM/COL. We can provide a quote for new covers at the time needed. Please contact the fabric companies for any warranty information on their own products.**

COMBINATION FABRICS (Simple and Complex):

More than one fabric may be specified and applied to the same product. Integra does not upcharge for simple fabric combinations which consist of one fabric each on a component (i.e. seat, back, arm, or front panel). For simple combinations, the price is typically based upon the highest fabric grade of the chosen fabrics on the product. Complex fabric combinations consist of multiple fabrics on a single component, such as the front of the back in Fabric A and the back of the back is in Fabric B. Complex combinations will incur a 5% upcharge. Fabric combination forms are required at the time of order. Contact Customer Service for fabric combination forms or assistance.

FABRIC APPLICATION:

Standard procedure is for Integra to match all fabrics that require matching such as plaids, prints, or stripes. If matching is not desired, this must be clearly noted on the purchase order. Integra will apply textiles to upholstered items in the manner which we deem to be the most appealing.



Standard procedure is for Integra to cut all fabrics non-railroaded unless otherwise clearly specified on the purchase order. See the diagrams above for a visual description of non-railroaded vs railroaded applications. To ensure correct cutting and application of the fabric, it is suggested that a clearly marked sample is sent with the purchase order when requesting a non-standard application of the fabric. Please note that when railroading fabric, it is possible that additional yardage may be required. Integra assumes no responsibility for the direction in which the textiles are applied unless it is clearly specified on the purchase order.

FABRIC REPEATS:

Fabric with larger repeats or smaller roll widths may require additional fabric than what is noted in the price list. Standard upholstery textile rolls are 54-inch wide. The yardage amounts noted are based upon 54-inch wide textiles without a pattern repeat. For calculating additional yardage due to pattern repeat or a roll less than 54" wide, see chart below to match roll width with repeat amount. For the specific textile, with both the vertical & horizontal repeat measurements, use the larger of the two repeats then use the chart below for additional yardage requirements. Add the required additional % to the COM yardage amount noted in the current Integra Price List for total yardage needed per furniture item.

UPH. TEXTILE ROLL WIDTH	SOLID NO REPEAT	REPEAT OF 2"-14"	REPEAT OF 15"-19"	REPEAT OF 20"-27"	REPEAT OF 28"-36"
54"	0%	10%	15%	20%	25%
50" - 53"	16%	20%	25%	30%	35%
48"	16%	25%	30%	35%	40%
45"	40%	50%	55%	60%	65%
36"	50%	60%	65%	70%	75%

Contact Integra Customer Service at 800-235-0234 x4 with any questions.

For graded-in fabrics, this additional fabric yardage will be noted and charged as a separate line on the quotation, sales order, and invoice.

DESIGN AND SPECIFICATIONS (CONTINUED)

CUSTOMER'S OWN MATERIAL (C.O.M.) POLICY:

Integra will work with customer's own material with approval. A memo sample of the fabric must be sent to the factory before the fabric can be approved for upholstery purposes only; this approval is NOT an indicator of how it will perform in the field. Following approval, you will be advised of any additional yardage which may be required for your order and any upcharges for special handling and/or hand cutting. COM combo yardage will increase yardage. Contact Customer Service for combo yardage summary. COM yardage estimates are based upon 54-inch wide textiles without pattern repeat. **COM must be on one continuous roll or the same dye lot and consistent repeat.** A memo sample of your fabric should accompany the purchase order to properly identify your fabric when it arrives at the factory.

Please note that all C.O.M. fabrics must ship freight prepaid (collect shipments will not be accepted) and should be properly labeled for your order. Ship to:

Integra, Inc.

Tag for: (Your PO# of the order it is to be applied to)

810 Wisconsin Street

Walworth, WI 53184

The prices shown for COM include the product and only the labor for the fabric's application. The cost of fabric and freight costs to ship the fabric is the customer's responsibility. The performance of any fabric is the responsibility of the fabric supplier. Integra does not offer any warranty to fabrics. While we inspect fabrics for mill imperfections, some are difficult to recognize. We cannot be responsible for defects, color inaccuracies, dye lot variations, and other flaws. Under no circumstances will Integra assume responsibility for COM/COL shortages, flaws, or other such problems. While we make a concerted effort to control COM/COL materials, it is not our responsibility to monitor the receipt of these materials in order to meet delivery deadlines and we assume that customers are aware of any undue delay in delivery of their COM/COL materials.

Integra does not warranty fabrics and is not responsible for any replacement fabric, covers, or re-upholstery labor costs for failed fabrics whether graded-in or sent to us as a COM/COL. We can provide a quote for new covers at the time needed. Please contact the fabric companies for any warranty information on their own products.

WOOD FINISHES AND WOOD SPECIES:

Integra cannot be responsible for differences in color or tone between the finish sample and final finished product. This difference is due to the variations in natural material and finish surface size.

Standard Wood Species: Hard Maple

Original Wood Finishes

- Vanilla
- Ginger
- Cinnamon
- Nutmeg
- Saffron
- Chili
- Clove
- Pepper

Inspired Colors Wood Finishes

- Sugar
- Sea Salt
- Almond
- Jasmine
- Pewter Mist
- Poppy Seed
- Hazelnut
- Mocha

CUSTOM WOOD FINISH (CWF):

Integra will accept custom finish orders. This could extend lead time. There is a \$300 NET flat fee upcharge for custom finish orders. An additional upcharge is possible depending on stain. Paint finish will not be accepted. Send a wood sample which will be matched and returned to you for sign off approval. When the approval is received by Integra, the order will be entered into production. Custom wood finishes are valid for a minimum of 2 years.

METAL POWDER COAT FINISHES:

- Glacier
- Chalk
- Cement
- Silver
- Fossil
- Bronze
- Bark
- Slate
- Onyx



DESIGN AND SPECIFICATIONS (CONTINUED)

LAMINATE:

On many Integra Tables, Tablet Arms, and Arm Caps, laminate is a top option. Please see each series for availability. Pricing for laminates falls into the following categories:

Stocked Laminates

Integra has chosen specific laminates to match our standard wood finishes where possible. Contact Customer Service for a list of standard laminates. See LAM Price in Price List.

Other Laminates

Any laminate not in our stocked program, including custom or premium, will incur a \$50 NET flat fee upcharge per laminate selection on each order. Orders with custom laminate or special finishes may have extended lead times.

SOLID SURFACE:

Stocked Solid Surfaces: See current listing of Stocked Solid Surfaces

Non-Stocked Solid Surfaces: Upcharges will apply

MOISTURE BARRIER:

A moisture barrier option is available for all styles of Integra seat units. A polyurethane layer is placed between the fabric and the foam to protect the foam from any moisture. There is an upcharge for this option; please see Product Options in each series for availability, current pricing and yardage requirements per item. Moisture Barrier may telegraph through thinner textiles.

CALIFORNIA TB 117 AND 133 COMPLIANCE:

All Integra products with standard fabrics pass CA TB 117 fire code requirements, and are able to pass CA TB 133 using approved fabric and **fire wall**. Contact factory for information regarding approved fabrics which meet the requirements of this technical bulletin. Application of **fire wall** for TB 133 compliance requires an upcharge; see Product Options in each series for availability, current pricing and yardage requirements per item. We cannot be responsible for flame retardancy of C.O.M. fabrics; please consult published technical data of fabric suppliers. NOTE: CA TB 133 option not available with leather.

PACKAGING & SHIPPING

FREIGHT:

All shipments over \$7,500 List include freight charges within the Contiguous United States. Please note that cartoned shipments can incur additional expenses from our freight carriers. Please contact Integra Customer Service for upcharges.

Shipments made outside the Contiguous United States will be cartoned and shipped to the Port of Exit. Cartoning charges will apply; customer is responsible for freight charges from the Port of Exit to the final destination.

Integra's standard method is to set-up and blanket wrap furniture for shipping. This requires coordination with the freight company in order to meet and unload the truck at the destination. Furniture is assembled and will need to be inspected and set in place.

Integra will require receiving information at the time of the order and will advise estimated unloading time allotted for delivery. A loading dock to accommodate a 53' trailer is required for all shipments from Integra. Please note, improper loading dock at receiving point, lack of appropriate personnel to unload product and/or excessive unloading time will incur additional charges.

At time of delivery, blankets are removed and returned with driver. Inspection & damage must be noted within time allotted for unloading.

Should the freight company discover improper loading dock or inadequate personnel for unloading at time of delivery, the freight carrier reserves the right to have freight returned; this will incur reconsignment and reshipping charges which will be billed to the customer's account and will be due before the 2nd delivery attempt.

SPECIFIC DATE DELIVERY:

If a shipment requires a specific day of delivery or time-specific delivery, additional charges will be applied by the freight company which will be added to your invoice. Shipments to New York City and Washington DC metro areas will also incur additional expenses from our freight carriers. Please contact Customer Service for upcharges.

CARTON CHARGES:

In certain cases, and as an option, we can carton our furniture for shipping. The following cartoning charges will apply:

Carton Charges: \$35 NET per chair; \$50 NET per settee; \$65 NET per sofa. Tables: \$35 NET up to 24x24x24 in size; \$50 NET up to 36x36x36 in size and all oval, half oval and rectangular tables. 42x42 and 48x48 tables will be blanket-wrapped only; they cannot be cartoned. Please note that cartoned shipments can incur additional expenses from our freight carriers. Please contact Integra Customer Service for upcharges.

MINIMUM ORDER FREIGHT CHARGE:

Shipments over \$7,500 List include freight charges within the Contiguous US. Shipments under \$7,500 List will incur a \$300 NET Freight Charge.

FREIGHT DAMAGE CLAIMS:

All Integra products are carefully inspected prior to shipment from the factory. Title to products is passed to the purchaser and Integra's responsibility ceases when the shipment is accepted for transportation by a carrier. Freight claims are the responsibility of the customer. All shipments should be carefully inspected before acceptance and the customer MUST record any damage on both copies of the freight bill, signed by the customer and the driver. Concealed damage reports must be made to the carrier within 10 days after delivery or the carrier will not be responsible. All packing materials involved in a damage claim must be saved in their original condition until they have been inspected by the proper agent.

STORAGE:

If a customer is unable to accept delivery of merchandise when Integra is ready to make a shipment, Integra reserves the right to transfer merchandise to storage. Transfer to storage and storage charges will be at customer's expense. Transfer to storage shall constitute delivery for all intents and purposes, including invoicing and payment.