



ALPINE LOUNGE COLLECTION

ALTA	ALC 2 - 3
APRÈS	ALC 4 - 5
BRIGHTON	ALC 6 - 7
SOLITUDE	ALC 8 - 9
SUMMIT	ALC 10 - 12
ALPINE OTTOMANS	ALC 13
ALPINE TABLES	ALC 14 - 24



ALPINE LOUNGE COLLECTION | ALTA



CERTIFIED
CLEAN AIR GOLD



COMPONENT-BASED
CONSTRUCTION

2K STATIC
CAPACITY


1K DROP
CAPACITY

ALTA CHAIRS WITH CLEAN-OUT SEAT

STEEL LEGS/BASE WITH POWDER COAT (PC) OR BRUSHED CHROME (BC)

	MODEL	YARDS	COM	M	COL O	P	R	S	T	U	W/WL
CHAIR WITH BAR LEGS W: 31.5 D: 34 H: 37 SW: 23 SD: 21 SH: 18.5 BH: 23.5 AH: 22-25 	ALSC-1PC	5.5	3210	3414	3661	3887	4129	4365	4607	4844	5201
	ALSC-1BC	5.5	3210	3414	3661	3887	4129	4365	4607	4844	5201
CHAIR WITH SLED BASE W: 31.5 D: 34 H: 37 SW: 23 SD: 21 SH: 18.5 BH: 23.5 AH: 22-25 	ALSCS-1PC	5.5	2846	3050	3297	3523	3765	4001	4243	4480	4837
	ALSCS-1BC	5.5	2846	3050	3297	3523	3765	4001	4243	4480	4837

ALTA | SEAT OPTIONS

	MODEL	DESCRIPTION	PRICE
ISLAND SEAT / ALL-SIDE CLEAN-OUT 	ALSI	All sides clean out. Includes Metal Sleeves.	95 LIST

ALTA | ARM CAP OPTIONS

SOLID SURFACE ARM CAPS						
					</	

PRODUCT OPTIONS	MOISTURE BARRIER \$46 List / Yard; NOTE: Moisture Barrier may telegraph through thinner textiles. FIRE WALL / CA T.B. 133 \$82 List / Yard TAMPER-RESISTANT FASTENERS \$54 List / Chair
------------------------	--------------------------------------------------------------------------------------------------------------------------------------------------------------------------------------------------------------------



ALTA OTTOMAN WITH SLED BASE

	MODEL	YARDS	COM	M	COL O	P	R	S	T	U	W / WL
	ALOTTO	1.5	1051	1107	1174	1236	1302	1366	1432	1497	1594

OTTOMAN WITH SLED BASE

W: 24 D: 24.5 H: 11.5



PRODUCT OPTIONS

MOISTURE BARRIER \$46 List / Yard; NOTE: Moisture Barrier may telegraph through thinner textiles.
FIRE WALL / CA T.B. 133 \$82 List / Yard
TAMPER-RESISTANT FASTENERS \$54 List / Chair
WEIGHTED / THEFT DETERRENT \$320 List / 25 lb Weight



ALPINE LOUNGE COLLECTION | APRÈS



CERTIFIED
CLEAN AIR GOLD




COMPONENT-BASED
CONSTRUCTION

2K STATIC
CAPACITY




1K DROP
CAPACITY

APRÈS 8" HIGH BAR LEGS


STEEL WITH POWDER COAT (PC) OR BRUSHED CHROME (BC)

	MODEL	YARDS	COM	M	COL O	P	R	S	T	U	W/WL
CHAIR W: 34 D: 30.5 H: 33 SW: 24 SD: 21 SH: 19 BH: 16 AH: 25 	APB-1 PC	5.25	3093	3287	3524	3739	3970	4196	4427	4652	4994
	APB-1 BC	5.25	3093	3287	3524	3739	3970	4196	4427	4652	4994
SETTEE W: 58 SW: 48 	APB-2 PC	8	4289	4585	4945	5273	5625	5969	6321	6665	7185
	APB-2 BC	8	4289	4585	4945	5273	5625	5969	6321	6665	7185
SOFA W: 82 SW: 72 	APB-3 PC	10.75	5470	5868	6352	6792	7265	7728	8201	8663	9362
	APB-3 BC	10.75	5470	5868	6352	6792	7265	7728	8201	8663	9362

APRÈS 8" HIGH CYLINDER LEGS

	MODEL	YARDS	COM	M	COL O	P	R	S	T	U	W/WL
CHAIR W: 34 D: 30.5 H: 33 SW: 24 SD: 21 SH: 19 BH: 16 AH: 25 	APC-1 PC	5.25	2573	2767	3004	3219	3450	3676	3907	4132	4474
	APC-1 BC	5.25	2573	2767	3004	3219	3450	3676	3907	4132	4474
SETTEE W: 58 SW: 48 	APC-2 PC	8	3769	4065	4425	4753	5105	5449	5801	6145	6665
	APC-2 BC	8	3769	4065	4425	4753	5105	5449	5801	6145	6665
SOFA W: 82 SW: 72 	APC-3 PC	10.75	4950	5348	5832	6272	6745	7208	7681	8143	8842
	APC-3 BC	10.75	4950	5348	5832	6272	6745	7208	7681	8143	8842

APRÈS | ARM CAP OPTIONS

	MODEL	GRADE	A	B	C	D
SOLID SURFACE ARM CAPS 	ACAPS	Stocked Solid Surface	424 LIST/PR	460 LIST/PR	514 LIST/PR	600 LIST/PR
		Non-stocked (per color, per order)	ADD 410 NET	450 NET	490 NET	520 NET

NOTE: Arm Caps are contoured; they are not flat.

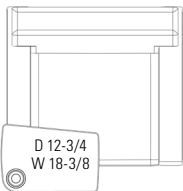
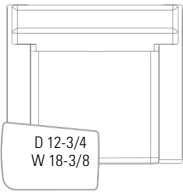
	MODEL	DESCRIPTION	PRICE
WOOD ARM CAPS 	ACAPM	Solid Wood. Specify finish.	364 LIST/PR

NOTE: Arm Caps are contoured; they are not flat.

Custom Wood Finish (CWF) is a one-time upcharge of 300 NET per color.



Tablets available in Upholstered Arms with and without Arm Caps.

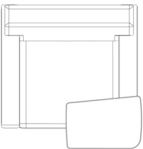
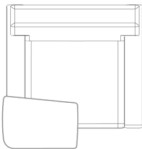


With Cup Holder Option

CHOOSE POSITION

(4)

(5)



(4) - Tablet on right as seated

(5) - Tablet on left as seated

SOLID SURFACE TABLET OPTION

MODEL	GRADE		A	B	C	D
ST-(4/5)	Stocked		759 LIST	796 LIST	851 LIST	938 LIST
	Non-stocked (per color, per order)	ADD	410 NET	450 NET	490 NET	520 NET

LAMINATE OVER PLYWOOD CORE/EDGE TABLET OPTION

MODEL	GRADE	PRICE
LT-(4/5)	Stocked (Laminate tablets have a plywood edge. Specify finish.)	575 LIST
	Non-stocked (per color, per order)	ADD 50 NET

VENEER OVER PLYWOOD CORE/EDGE TABLET OPTION

MODEL	GRADE	PRICE
VT-(4/5)	Standard Wood Finish	575 LIST
	Custom Finish (one time charge per color)	ADD 300 NET

CUP HOLDER

MODEL	FINISH	PRICE
CUPIN	Brushed Aluminum	227 LIST

PRODUCT OPTIONS

MOISTURE BARRIER \$46 List / Yard; NOTE: Moisture Barrier may telegraph through thinner textiles.
FIRE WALL / CA T.B. 133 \$82 List / Yard
TAMPER-RESISTANT FASTENERS \$54 List / Chair
WEIGHTED / THEFT DETERRENT \$320 List / 25 lb Weight
\$640 List / 50 lb Weight



ALPINE LOUNGE COLLECTION | BRIGHTON



CERTIFIED
CLEAN AIR GOLD






2K STATIC
CAPACITY




1K DROP
CAPACITY

BRIGHTON - CLEAN-OUT SEAT

SOLID STEEL BAR LEGS WITH POWDER COAT (PC) OR BRUSHED CHROME (BC)

			MODEL	YARDS	COM	M	COL		P	R	S	T	U	W/WL
CHAIR														
W: 28	D: 28	H: 34	 Clean-Out (BR or BRW)	BR-1 PC	5	3099	3284	3509	3714	3934	4149	4369	4584	4909
SW: 22	SD: 19.5	SH: 18.5		BR-1 BC	5	3099	3284	3509	3714	3934	4149	4369	4584	4909
BH: 17	AH: 26													
BRIGHTON WIDE														
W: 32				BRW-1 PC	5.5	3278	3482	3729	3955	4197	4433	4675	4912	5269
SW: 26				BRW-1 BC	5.5	3278	3482	3729	3955	4197	4433	4675	4912	5269
SETTEE														
W: 50				BR-2 PC	7.5	4165	4443	4780	5088	5418	5740	6070	6393	6880
SW: 44				BR-2 BC	7.5	4165	4443	4780	5088	5418	5740	6070	6393	6880

BRIGHTON - ALL SIDES CLEAN-OUT

			MODEL	YARDS	COM	M	COL		P	R	S	T	U	W/WL
CHAIR														
W: 28	D: 28	H: 34	 All Sides Clean-Out (BRSI or BRWSI)	BRSI-1 PC	4.75	3099	3275	3489	3683	3892	4097	4306	4510	4819
SW: 22	SD: 19.5	SH: 18.5		BRSI-1 BC	4.75	3099	3275	3489	3683	3892	4097	4306	4510	4819
BH: 17	AH: 26													
BRIGHTON WIDE														
W: 32				BRWSI-1 PC	5.25	3278	3472	3709	3924	4155	4381	4612	4837	5179
SW: 26				BRWSI-1 BC	5.25	3278	3472	3709	3924	4155	4381	4612	4837	5179
SETTEE														
W: 50				BRSI-2 PC	7	4165	4424	4739	5026	5334	5635	5943	6244	6699
SW: 44				BRSI-2 BC	7	4165	4424	4739	5026	5334	5635	5943	6244	6699

BRIGHTON | ARM CAP OPTIONS

MODEL	GRADE	A	B	C	D
SOLID SURFACE ARM CAPS	Stocked Solid Surface	262 LIST/PR	288 LIST/PR	324 LIST/PR	380 LIST/PR
	Non-stocked (per color, per order)	ADD 410 NET	450 NET	490 NET	520 NET



NOTE: Arm Caps are contoured; they are not flat.

MODEL	DESCRIPTION	PRICE
WOOD ARM CAPS		
ACBRM	Solid Wood. Specify finish.	306 LIST/PR

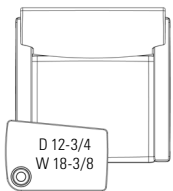
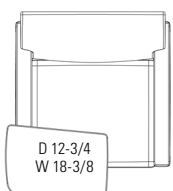
NOTE: Arm Caps are contoured; they are not flat.

Custom Wood Finish (CWF) is a one-time upcharge of 300 NET per color.





Tablets available in Upholstered Arms with and without Arm Caps.

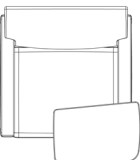
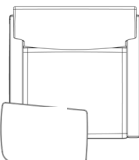


With Cup Holder Option

CHOOSE POSITION

(4)

(5)



(4) - Tablet on right as seated
(5) - Tablet on left as seated

SOLID SURFACE TABLET OPTION

MODEL	GRADE		A	B	C	D
ST-(4/5)	Stocked		759 LIST	796 LIST	851 LIST	938 LIST
	Non-stocked (per color, per order)	ADD	410 NET	450 NET	490 NET	520 NET

LAMINATE OVER PLYWOOD CORE/EDGE TABLET OPTION

MODEL	GRADE	PRICE
LT-(4/5)	Stocked (Laminate tablets have a plywood edge. Specify finish.)	575 LIST
	Non-stocked (per color, per order)	ADD 50 NET

VENEER OVER PLYWOOD CORE/EDGE TABLET OPTION

MODEL	GRADE	PRICE
VT-(4/5)	Standard Wood Finish	575 LIST
	Custom Finish (one time charge per color)	ADD 300 NET

CUP HOLDER

MODEL	FINISH	PRICE
CUPIN	Brushed Aluminum	227 LIST

PRODUCT OPTIONS

MOISTURE BARRIER \$46 List / Yard; NOTE: Moisture Barrier may telegraph through thinner textiles.
FIRE WALL / CA T.B. 133 \$82 List / Yard
TAMPER-RESISTANT FASTENERS \$54 List / Chair



ALPINE LOUNGE COLLECTION | SOLITUDE



CERTIFIED
CLEAN AIR GOLD






2K STATIC
CAPACITY




1K DROP
CAPACITY

SOLITUDE - CLEAN-OUT SEAT

STEEL CYLINDER LEGS WITH POWDER COAT (PC) OR BRUSHED CHROME (BC)

			MODEL	YARDS	COM	M	COL		P	R	S	T	U	W/WL
CHAIR			SD-1 PC	4.5	2637	2804	3006	3191	3389	3582	3780	3974	4266	
			SD-1 BC	4.5	2637	2804	3006	3191	3389	3582	3780	3974	4266	
W: 28	D: 28	H: 34												
SW: 22	SD: 19.5	SH: 18.5												
BH: 17	AH: 26													
SOLITUDE WIDE			SDW-1 PC	5.5	2816	3001	3226	3431	3651	3866	4086	4301	4626	
			SDW-1 BC	5.5	2816	3001	3226	3431	3651	3866	4086	4301	4626	
W: 32														
SW: 26														
SETTEE			SD-2 PC	7.5	3703	3962	4277	4564	4872	5173	5481	5782	6237	
			SD-2 BC	7.5	3703	3962	4277	4564	4872	5173	5481	5782	6237	
W: 50														
SW: 44														

SOLITUDE - ALL SIDES CLEAN-OUT

			MODEL	YARDS	COM	M	COL		P	R	S	T	U	W/WL
CHAIR			SDSI-1 PC	4.25	2637	2794	2986	3160	3347	3530	3717	3899	4176	
			SDSI-1 BC	4.25	2637	2794	2986	3160	3347	3530	3717	3899	4176	
W: 28	D: 28	H: 34												
SW: 22	SD: 19.5	SH: 18.5												
BH: 17	AH: 26													
SOLITUDE WIDE			SDWSI-1-PC	4.75	2816	2992	3206	3400	3609	3814	4023	4227	4536	
			SDWSI-1 BC	4.75	2816	2992	3206	3400	3609	3814	4023	4227	4536	
W: 32														
SW: 26														
SETTEE			SDSI-2 PC	6.5	3703	3944	4236	4503	4789	5068	5354	5634	6056	
			SDSI-2 BC	6.5	3703	3944	4236	4503	4789	5068	5354	5634	6056	
W: 50														
SW: 44														

SOLITUDE | ARM CAP OPTIONS

MODEL	GRADE	A	B	C	D
ACS DS	Stocked Solid Surface	262 LIST/PR	288 LIST/PR	324 LIST/PR	380 LIST/PR
	Non-stocked (per color, per order)	ADD 410 NET	450 NET	490 NET	520 NET



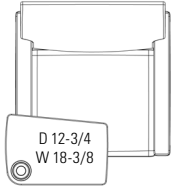
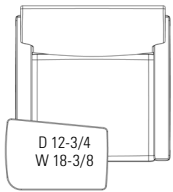
NOTE: Arm Caps are contoured; they are not flat.

MODEL	DESCRIPTION	PRICE
ACS DM	Solid Wood. Specify finish.	306 LIST/PR



NOTE: Arm Caps are contoured; they are not flat.

Custom Wood Finish (CWF) is a one-time upcharge of 300 NET per color.

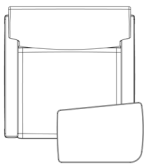
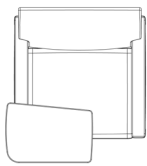


With Cup Holder Option

CHOOSE POSITION

(4)

(5)



- (4) - Tablet on right as seated
(5) - Tablet on left as seated

SOLID SURFACE TABLET OPTION

MODEL	GRADE		A	B	C	D
ST-(4/5)	Stocked		759 LIST	796 LIST	851 LIST	938 LIST
	Non-stocked (per color, per order)	ADD	410 NET	450 NET	490 NET	520 NET

LAMINATE OVER PLYWOOD CORE/EDGE TABLET OPTION

MODEL	GRADE	PRICE
LT-(4/5)	Stocked (Laminate tablets have a plywood edge. Specify finish.)	575 LIST
	Non-stocked (per color, per order)	ADD 50 NET

VENEER OVER PLYWOOD CORE/EDGE TABLET OPTION

MODEL	GRADE	PRICE
VT-(4/5)	Standard Wood Finish	575 LIST
	Custom Finish (one time charge per color)	ADD 300 NET

CUP HOLDER

MODEL	FINISH	PRICE
CUPIN	Brushed Aluminum	227 LIST

PRODUCT OPTIONS

MOISTURE BARRIER \$46 List / Yard; NOTE: Moisture Barrier may telegraph through thinner textiles.
FIRE WALL / CA T.B. 133 \$82 List / Yard
TAMPER-RESISTANT FASTENERS \$54 List / Chair



ALPINE LOUNGE COLLECTION | SUMMIT



CERTIFIED
CLEAN AIR GOLD



COMPONENT-BASED
CONSTRUCTION

2K STATIC
CAPACITY


1K DROP
CAPACITY

SUMMIT SWIVEL CHAIRS

CLEAN-OUT SEAT DESIGN




		MODEL	YARDS	COM	M	COL O	P	R	S	T	U	W/WL
360° SWIVEL WITH SELF-RETURN BASE  STATIC BASE W: 28 D: 28 H: 30.5 SW: 21 SD: 20.5 SH: 17.5 BH: 16 AH: 22		SMB3	5	3021	3206	3431	3636	3856	4071	4291	4506	4831
		SMBST	5	2887	3072	3297	3502	3722	3937	4157	4372	4697
360° SWIVEL WITH SELF-RETURN BASE (XL)  STATIC BASE (XL) W: 32 D: 28 H: 30.5 SW: 25 SD: 20.5 SH: 17.5 BH: 16 AH: 22		SMXLB3	5.5	3453	3657	3904	4130	4372	4608	4850	5087	5444
		SMXLBST	5.5	3321	3525	3772	3998	4240	4476	4718	4955	5312

SUMMIT WITH CYLINDER LEGS

		MODEL	YARDS	COM	M	COL O	P	R	S	T	U	W/WL
CYLINDER LEGS W: 28 D: 28 H: 30.5 SW: 21 SD: 20.5 SH: 17.5 BH: 16 AH: 22 		SML	5	2409	2594	2819	3024	3244	3459	3679	3894	4219
		SMXLL	5.5	2639	2843	3090	3316	3558	3794	4036	4273	4630



NOTE: Cylinder Legs are available in Steel with Powder Coat or Brushed Chrome finish and in Solid Wood.

SUMMIT WITH CYLINDER LEGS | LEG OPTIONS

	MODEL	DESCRIPTION	PRICE
STEEL CYLINDER LEGS WITH POWDER COAT FINISH 	4SMC(_)	Powder coat color must be specified	No Upcharge
	MODEL		PRICE
STEEL CYLINDER LEGS WITH BRUSHED CHROME FINISH 	4SMC		No Upcharge
	MODEL	DESCRIPTION	PRICE
SOLID WOOD LEGS 	4SMCW	Standard Wood Finish	No Upcharge



SUMMIT WITH CASTERS

			MODEL	YARDS	COM	M	COL O	P	R	S	T	U	W/WL	
2" CASTERS				SMC	5	2500	2685	2910	3115	3335	3550	3770	3985	4310
W: 28 D: 28 H: 30.5				NOTE: Set of 4 Non-Locking Casters.										
SW: 21 SD: 20.5 SH: 17.5														
BH: 16 AH: 22														
2" CASTERS (XL)				SMXLC	5.5	2776	2980	3227	3453	3695	3931	4173	4410	4767
W: 32 D: 28 H: 30.5				NOTE: Set of 4 Non-Locking Casters.										
SH: 25 SD: 20.5 SH: 17.5														
BH: 16 AH: 22														

SUMMIT | FEATURE



Clean-Out Seat Design

SUMMIT | ARM CAP OPTIONS

MODEL	GRADE	A	B	C	D
SOLID SURFACE ARM CAPS	Stocked Solid Surface	360 LIST/PR	372 LIST/PR	386 LIST/PR	414 LIST/PR
	Non-stocked (per color, per order)	ADD 410 NET	450 NET	490 NET	520 NET



NOTE: Arm Caps are contoured; they are not flat and are not field replaceable.




MODEL	DESCRIPTION	PRICE
WOOD ARM CAPS	ACSMM Solid Wood. Specify finish.	258 LIST/PR



NOTE: Arm Caps are contoured; they are not flat and are not field replaceable.
Custom Wood Finish (CWF) is a one-time upcharge of 300 NET per color.



SUMMIT OTTOMANS

		MODEL	YARDS	COM	M	COL O	P	R	S	T	U	W/WL
360° SWIVEL BASE		SMOT19B	1.25	1476	1522	1579	1630	1685	1739	1794	1847	1929
STATIC BASE		SMOT19S	1.25	1379	1425	1482	1533	1588	1642	1697	1750	1832
H: 18 DIA: 19												
CYLINDER LEGS		SMOT19L	1.25	943	989	1046	1097	1152	1206	1261	1314	1396
H: 18 DIA: 19		NOTE: Cylinder Legs are available in Steel with Powder Coat or Brushed Chrome finish and in Solid Wood.										
CASTERS		SMOT19C	1.25	935	981	1038	1089	1144	1198	1253	1306	1388
H: 18 DIA: 25												

PRODUCT OPTIONS	MOISTURE BARRIER \$46 List / Yard; NOTE: Moisture Barrier may telegraph through thinner textiles. FIRE WALL / CA T.B. 133 \$82 List / Yard TAMPER-RESISTANT FASTENERS \$54 List / Chair PERMA-COAT WOOD LEG PROTECTOR \$37 List / Leg
-----------------	----------------------------------------------------------------------------------------------------------------------------------------------------------------------------------------------------------------------------------------------------------------------------



ALPINE LOUNGE COLLECTION | OTTOMANS



CERTIFIED
CLEAN AIR GOLD



COMPONENT-BASED
CONSTRUCTION



2K STATIC
CAPACITY



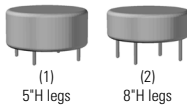
1K DROP
CAPACITY

ALPINE OTTOMANS - ROUND AND OVAL

STEEL CYLINDER LEGS OR BAR LEGS WITH POWDER COAT (PC) OR BRUSHED CHROME (BC)

30 ROUND

DIA: 30 H: 18



MODEL	LEG STYLE	YARDS	COM	M	COL O	P	R	S	T	U/UL	W/WL
AOC3C(1/2)	Cylinder Legs	2.5	1380	1473	1585	1688	1798	1905	2015	2123	2285
AOC3B(1/2)	Bar Legs	2.5	1776	1869	1981	2084	2194	2301	2411	2519	2681

36 ROUND

DIA: 36 H: 18



AOC4C(1/2)	Cylinder Legs	3	1597	1708	1843	1966	2098	2227	2359	2488	2683
AOC4B(1/2)	Bar Legs	3	1993	2104	2239	2362	2494	2623	2755	2884	3079

48 x 24 OVAL

W: 48 D: 24



AOV5C(1/2)	Cylinder Legs	3	1672	1783	1918	2041	2173	2302	2434	2563	2758
AOV5B(1/2)	Bar Legs	3	2068	2179	2314	2437	2569	2698	2830	2959	3154

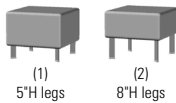
NOTE: Must choose 5"H Legs (1) or 8"H Legs (2)

ALPINE OTTOMANS - SQUARE AND RECTANGLE

22 SQUARE

W: 22 D: 22

H: 18



MODEL	LEG STYLE	YARDS	COM	M	COL O	P	R	S	T	U/UL	W/WL
AOR2C(1/2)	Cylinder Legs	1.5	1043	1099	1166	1228	1294	1358	1424	1489	1586
AOR2B(1/2)	Bar Legs	1.5	1439	1495	1562	1624	1690	1754	1820	1885	1982

48 x 22 RECTANGLE

W: 48 D: 22

H: 18



AOR4C(1/2)	Cylinder Legs	2	1404	1478	1568	1650	1738	1824	1912	1998	2128
AOR4B(1/2)	Bar Legs	2	1800	1874	1964	2046	2134	2220	2308	2394	2524

60 x 22 RECTANGLE

W: 60 D: 22

H: 18



AOR5C(1/2)	Cylinder Legs	3	1662	1773	1908	2031	2163	2292	2424	2553	2748
AOR5B(1/2)	Bar Legs	3	2058	2169	2304	2427	2559	2688	2820	2949	3144

72 x 22 RECTANGLE

W: 72 D: 22

H: 18



AOR6C(1/2)	Cylinder Legs	3.25	1847	1967	2114	2247	2390	2530	2673	2812	3024
AOR6B(1/2)	Bar Legs	3.25	2243	2363	2510	2643	2786	2926	3069	3208	3420

NOTE: Must choose 5"H Legs (1) or 8"H Legs (2)

PRODUCT OPTIONS

MOISTURE BARRIER \$46 List / Yard; NOTE: Moisture Barrier may telegraph through thinner textiles.

FIRE WALL / CA T.B. 133 \$82 List / Yard

TAMPER-RESISTANT FASTENERS \$54 List / Chair



ALPINE LOUNGE COLLECTION | TABLES

LAMINATE AND
SOLID SURFACE TOPS
COMPLIANT WITH



CERTIFIED
CLEAN AIR GOLD

ALPINE TABLES - ROUND

STEEL CYLINDER LEGS OR BAR LEGS WITH POWDER COAT (PC) OR BRUSHED CHROME (BC)

18 ROUND x 18H

DIA: 18 H: 18



MODEL	TOP (1.75"-THICK)		CYLINDER LEGS (CL)	BAR LEGS (BL)
ALPTB-18D18(_)	Veneer*		1279	1643
ALPTB-L-18D18(_)	Stocked Laminate		1279	1643
	Non-stocked Laminate (per color, per order)	ADD	50 NET	50 NET

NOTE: Custom Wood Finish (CWF) is a one-time upcharge of 300 NET per color.

MODEL	SOLID SURFACE TOP (1.5"-THICK)		CYLINDER LEGS			
			A	B	C	D
ALPTB-S-18D18CL	Stocked		1721 LIST	1721 LIST	2102 LIST	2452 LIST
	Non-stocked (per color, per order)	ADD	410 NET	450 NET	490 NET	520 NET

MODEL	SOLID SURFACE TOP (1.5"-THICK)		BAR LEGS			
			A	B	C	D
ALPTB-S-18D18BL	Stocked		2085 LIST	2085 LIST	2466 LIST	2816 LIST
	Non-stocked (per color, per order)	ADD	410 NET	450 NET	490 NET	520 NET

*Veneer Tops are not compliant with Clean Air Gold Certification.

18 ROUND x 21H

DIA: 18 H: 21



MODEL	TOP (1.75"-THICK)		CYLINDER LEGS (CL)	BAR LEGS (BL)
ALPTB-18D21(_)	Veneer*		1283	1671
ALPTB-L-18D21(_)	Stocked Laminate		1283	1671
	Non-stocked Laminate (per color, per order)	ADD	50 NET	50 NET

NOTE: Custom Wood Finish (CWF) is a one-time upcharge of 300 NET per color.

MODEL	SOLID SURFACE TOP (1.5"-THICK)		CYLINDER LEGS			
			A	B	C	D
ALPTB-S-18D21CL	Stocked		1725 LIST	1725 LIST	2106 LIST	2456 LIST
	Non-stocked (per color, per order)	ADD	410 NET	450 NET	490 NET	520 NET

MODEL	SOLID SURFACE TOP (1.5"-THICK)		BAR LEGS			
			A	B	C	D
ALPTB-S-18D21BL	Stocked		2113 LIST	2113 LIST	2494 LIST	2844 LIST
	Non-stocked (per color, per order)	ADD	410 NET	450 NET	490 NET	520 NET

*Veneer Tops are not compliant with Clean Air Gold Certification.

18 ROUND x 24H

DIA: 18 H: 24



MODEL	TOP (1.75"-THICK)		CYLINDER LEGS (CL)	BAR LEGS (BL)
ALPTB-18D24(_)	Veneer*		1295	1699
ALPTB-L-18D24(_)	Stocked Laminate		1295	1699
	Non-stocked Laminate (per color, per order)	ADD	50 NET	50 NET

NOTE: Custom Wood Finish (CWF) is a one-time upcharge of 300 NET per color.

MODEL	SOLID SURFACE TOP (1.5"-THICK)		CYLINDER LEGS			
			A	B	C	D
ALPTB-S-18D24CL	Stocked		1737 LIST	1737 LIST	2118 LIST	2468 LIST
	Non-stocked (per color, per order)	ADD	410 NET	450 NET	490 NET	520 NET

MODEL	SOLID SURFACE TOP (1.5"-THICK)		BAR LEGS			
			A	B	C	D
ALPTB-S-18D24BL	Stocked		2141 LIST	2141 LIST	2522 LIST	2872 LIST
	Non-stocked (per color, per order)	ADD	410 NET	450 NET	490 NET	520 NET

*Veneer Tops are not compliant with Clean Air Gold Certification.



ALPINE TABLES - ROUND

24 ROUND x 18H

DIA: 24 H: 18



MODEL	TOP (1.75"-THICK)		CYLINDER LEGS (CL)	BAR LEGS (BL)
ALPTB-24D18(_)	Veneer*		1437	1831
ALPTB-L-24D18(_)	Stocked Laminate		1437	1831
	Non-stocked Laminate (per color, per order)	ADD	50 NET	50 NET

NOTE: Custom Wood Finish (CWF) is a one-time upcharge of 300 NET per color.

MODEL	SOLID SURFACE TOP(1.5"-THICK)	CYLINDER LEGS			
		A	B	C	D
ALPTB-S-24D18CL	Stocked	2306 LIST	2306 LIST	2876 LIST	3403 LIST
	Non-stocked (per color, per order)	ADD 410 NET	450 NET	490 NET	520 NET

MODEL	SOLID SURFACE TOP(1.5"-THICK)	BAR LEGS			
		A	B	C	D
ALPTB-S-24D18BL	Stocked	2670 LIST	2670 LIST	3240 LIST	3767 LIST
	Non-stocked (per color, per order)	ADD 410 NET	450 NET	490 NET	520 NET

*Veneer Tops are not compliant with Clean Air Gold Certification.

24 ROUND x 21H

DIA: 24 H: 21



MODEL	TOP (1.75"-THICK)		CYLINDER LEGS (CL)	BAR LEGS (BL)
ALPTB-24D21(_)	Veneer*		1471	1859
ALPTB-L-24D21(_)	Stocked Laminate		1471	1859
	Non-stocked Laminate (per color, per order)	ADD	50 NET	50 NET

NOTE: Custom Wood Finish (CWF) is a one-time upcharge of 300 NET per color.

MODEL	SOLID SURFACE TOP (1.5"-THICK)	CYLINDER LEGS			
		A	B	C	D
ALPTB-S-24D21CL	Stocked	2310 LIST	2310 LIST	2880 LIST	3407 LIST
	Non-stocked (per color, per order)	ADD 410 NET	450 NET	490 NET	520 NET

MODEL	SOLID SURFACE TOP (1.5"-THICK)	BAR LEGS			
		A	B	C	D
ALPTB-S-24D21BL	Stocked	2698 LIST	2698 LIST	3268 LIST	3795 LIST
	Non-stocked (per color, per order)	ADD 410 NET	450 NET	490 NET	520 NET

*Veneer Tops are not compliant with Clean Air Gold Certification.

24 ROUND x 24H

DIA: 24 H: 24



MODEL	TOP (1.75"-THICK)		CYLINDER LEGS (CL)	BAR LEGS (BL)
ALPTB-24D24(_)	Veneer*		1483	1887
ALPTB-L-24D24(_)	Stocked Laminate		1483	1887
	Non-stocked Laminate (per color, per order)	ADD	50 NET	50 NET

NOTE: Custom Wood Finish (CWF) is a one-time upcharge of 300 NET per color.

MODEL	SOLID SURFACE TOP (1.5"-THICK)	CYLINDER LEGS			
		A	B	C	D
ALPTB-S-24D24CL	Stocked	2322 LIST	2322 sLIST	2892 LIST	3419 LIST
	Non-stocked (per color, per order)	ADD 410 NET	450 NET	490 NET	520 NET

MODEL	SOLID SURFACE TOP (1.5"-THICK)	BAR LEGS			
		A	B	C	D
ALPTB-S-24D24BL	Stocked	2726 LIST	2726 LIST	3296 LIST	3823 LIST
	Non-stocked (per color, per order)	ADD 410 NET	450 NET	490 NET	520 NET

*Veneer Tops are not compliant with Clean Air Gold Certification.



ALPINE TABLES - ROUND

30 ROUND x 18H

DIA: 30 H: 18



MODEL	TOP (1.75"-THICK)		CYLINDER LEGS (CL)	BAR LEGS (BL)
ALPTB-30D18(_)	Veneer*		1704	2068
ALPTB-L-30D18(_)	Stocked Laminate		1704	2068
	Non-stocked Laminate (per color, per order)	ADD	50 NET	50 NET

NOTE: Custom Wood Finish (CWF) is a one-time upcharge of 300 NET per color.

MODEL	SOLID SURFACE TOP(1.5"-THICK)	CYLINDER LEGS			
		A	B	C	D
ALPTB-S-30D18CL	Stocked	2892 LIST	2892 LIST	3653 LIST	4356 LIST
	Non-stocked (per color, per order)	ADD 410 NET	450 NET	490 NET	520 NET

MODEL	SOLID SURFACE TOP(1.5"-THICK)	BAR LEGS			
		A	B	C	D
ALPTB-S-30D18BL	Stocked	3256 LIST	3256 LIST	4017 LIST	4720 LIST
	Non-stocked (per color, per order)	ADD 410 NET	450 NET	490 NET	520 NET

*Veneer Tops are not compliant with Clean Air Gold Certification.

30 ROUND x 21H

DIA: 30 H: 21



MODEL	TOP (1.75"-THICK)		CYLINDER LEGS (CL)	BAR LEGS (BL)
ALPTB-30D21(_)	Veneer*		1708	2096
ALPTB-L-30D21(_)	Stocked Laminate		1708	2096
	Non-stocked Laminate (per color, per order)	ADD	50 NET	50 NET

NOTE: Custom Wood Finish (CWF) is a one-time upcharge of 300 NET per color.

MODEL	SOLID SURFACE TOP (1.5"-THICK)	CYLINDER LEGS			
		A	B	C	D
ALPTB-S-30D21CL	Stocked	2896 LIST	2896 LIST	3657 LIST	4360 LIST
	Non-stocked (per color, per order)	ADD 410 NET	450 NET	490 NET	520 NET

MODEL	SOLID SURFACE TOP (1.5"-THICK)	BAR LEGS			
		A	B	C	D
ALPTB-S-30D21BL	Stocked	3284 LIST	3284 LIST	4045 LIST	4748 LIST
	Non-stocked (per color, per order)	ADD 410 NET	450 NET	490 NET	520 NET

*Veneer Tops are not compliant with Clean Air Gold Certification.

30 ROUND x 24H

DIA: 30 H: 24



MODEL	TOP (1.75"-THICK)		CYLINDER LEGS (CL)	BAR LEGS (BL)
ALPTB-30D24(_)	Veneer*		1720	2124
ALPTB-L-30D24(_)	Stocked Laminate		1720	2124
	Non-stocked Laminate (per color, per order)	ADD	50 NET	50 NET

NOTE: Custom Wood Finish (CWF) is a one-time upcharge of 300 NET per color.

MODEL	SOLID SURFACE TOP (1.5"-THICK)	CYLINDER LEGS			
		A	B	C	D
ALPTB-S-30D24CL	Stocked	2908 LIST	2908 LIST	3669 LIST	4372 LIST
	Non-stocked (per color, per order)	ADD 410 NET	450 NET	490 NET	520 NET

MODEL	SOLID SURFACE TOP (1.5"-THICK)	BAR LEGS			
		A	B	C	D
ALPTB-S-30D24BL	Stocked	3312 LIST	3312 LIST	4073 LIST	4776 LIST
	Non-stocked (per color, per order)	ADD 410 NET	450 NET	490 NET	520 NET

*Veneer Tops are not compliant with Clean Air Gold Certification.



ALPINE TABLES - ROUND

36 ROUND x 18H

DIA: 36 H: 18



MODEL	TOP (1.75"-THICK)		CYLINDER LEGS (CL)	BAR LEGS (BL)
ALPTB-36D18(_)	Veneer*		2003	2367
ALPTB-L-36D18(_)	Stocked Laminate		2003	2367
	Non-stocked Laminate (per color, per order)	ADD	50 NET	50 NET

NOTE: Custom Wood Finish (CWF) is a one-time upcharge of 300 NET per color.

MODEL	SOLID SURFACE TOP (1.5"-THICK)	CYLINDER LEGS			
		A	B	C	D
ALPTB-S-36D18CL	Stocked	4062 LIST	4062 LIST	5202 LIST	6256 LIST
	Non-stocked (per color, per order)	ADD	410 NET	450 NET	490 NET

MODEL	SOLID SURFACE TOP (1.5"-THICK)	BAR LEGS			
		A	B	C	D
ALPTB-S-36D18BL	Stocked	4426 LIST	4426 LIST	5566 LIST	6620 LIST
	Non-stocked (per color, per order)	ADD	410 NET	450 NET	490 NET

*Veneer Tops are not compliant with Clean Air Gold Certification.

36 ROUND x 29H

DIA: 36 H: 29



MODEL	TOP (1.75"-THICK)		CYLINDER LEGS (CL)	BAR LEGS (BL)
ALPTB-36D29(_)	Veneer*		2139	2611
ALPTB-L-36D29(_)	Stocked Laminate		2139	2611
	Non-stocked Laminate (per color, per order)	ADD	50 NET	50 NET

NOTE: Custom Wood Finish (CWF) is a one-time upcharge of 300 NET per color.

MODEL	SOLID SURFACE TOP (1.5"-THICK)	CYLINDER LEGS			
		A	B	C	D
ALPTB-S-36D29CL	Stocked	4198 LIST	4198 LIST	5338 LIST	6392 LIST
	Non-stocked (per color, per order)	ADD	410 NET	450 NET	490 NET

MODEL	SOLID SURFACE TOP (1.5"-THICK)	BAR LEGS			
		A	B	C	D
ALPTB-S-36D29BL	Stocked	4670 LIST	4670 LIST	5810 LIST	6864 LIST
	Non-stocked (per color, per order)	ADD	410 NET	450 NET	490 NET

*Veneer Tops are not compliant with Clean Air Gold Certification.



ALPINE TABLES - OVAL

48 x 22 OVAL

W: 48 D: 22

H: 18



MODEL	TOP (1.75"-THICK)		CYLINDER LEGS (CL)	BAR LEGS (BL)
ALPTB-4822OV18(_)	Veneer*		1838	2202
ALPTB-L-4822OV18(_)	Stocked Laminate		1838	2202
	Non-stocked Laminate (per color, per order)	ADD	50 NET	50 NET

NOTE: Custom Wood Finish (CWF) is a one-time upcharge of 300 NET per color.

MODEL	SOLID SURFACE TOP (1.5"-THICK)	CYLINDER LEGS			
		A	B	C	D
ALPTB-S-4822OV18CL	Stocked	3476 LIST	3476 LIST	4428 LIST	5306 LIST
	Non-stocked (per color, per order)	ADD	410 NET	450 NET	490 NET

MODEL	SOLID SURFACE TOP (1.5"-THICK)	BAR LEGS			
		A	B	C	D
ALPTB-S-4822OV18BL	Stocked	3840 LIST	3840 LIST	4792 LIST	5670 LIST
	Non-stocked (per color, per order)	ADD	410 NET	450 NET	490 NET

*Veneer Tops are not compliant with Clean Air Gold Certification.

54 x 16 HALF OVAL

W: 54 D: 16

H: 29



MODEL	TOP (1.75"-THICK)		CYLINDER LEGS (CL)	BAR LEGS (BL)
ALPTB-5416H029(_)	Veneer*		1715	2066
ALPTB-L-5416H029(_)	Stocked Laminate		1715	2066
	Non-stocked Laminate (per color, per order)	ADD	50 NET	50 NET

NOTE: Custom Wood Finish (CWF) is a one-time upcharge of 300 NET per color.

MODEL	SOLID SURFACE TOP (1.5"-THICK)	CYLINDER LEGS			
		A	B	C	D
ALPTB-S-5416H029CL	Stocked	2854 LIST	2854 LIST	3615 LIST	4318 LIST
	Non-stocked (per color, per order)	ADD	410 NET	450 NET	490 NET

MODEL	SOLID SURFACE TOP (1.5"-THICK)	BAR LEGS			
		A	B	C	D
ALPTB-S-5416H029BL	Stocked	3205 LIST	3205 LIST	3966 LIST	4669 LIST
	Non-stocked (per color, per order)	ADD	410 NET	450 NET	490 NET

*Veneer Tops are not compliant with Clean Air Gold Certification.



ALPINE TABLES - SQUARE

18 SQUARE x 18H

W: 18 D: 18 H: 18



MODEL	TOP (1.75"-THICK)		CYLINDER LEGS (CL)	BAR LEGS (BL)
ALPTB-181818()	Veneer*		1190	1554
ALPTB-L-181818()	Stocked Laminate		1190	1554
	Non-stocked Laminate (per color, per order)	ADD	50 NET	50 NET

NOTE: Custom Wood Finish (CWF) is a one-time upcharge of 300 NET per color.

MODEL	SOLID SURFACE TOP (1.5"-THICK)		CYLINDER LEGS			
			A	B	C	D
ALPTB-S-181818CL	Stocked		1429 LIST	1429 LIST	1791 LIST	2054 LIST
	Non-stocked (per color, per order)	ADD	410 NET	450 NET	490 NET	520 NET

MODEL	SOLID SURFACE TOP (1.5"-THICK)		BAR LEGS			
			A	B	C	D
ALPTB-S-181818BL	Stocked		1793 LIST	1793 LIST	2155 LIST	2418 LIST
	Non-stocked (per color, per order)	ADD	410 NET	450 NET	490 NET	520 NET

*Veneer Tops are not compliant with Clean Air Gold Certification.

18 SQUARE x 21H

W: 18 D: 18 D: 21



MODEL	TOP (1.75"-THICK)		CYLINDER LEGS (CL)	BAR LEGS (BL)
ALPTB-181821()	Veneer*		1194	1582
ALPTB-L-181821()	Stocked Laminate		1194	1582
	Non-stocked Laminate (per color, per order)	ADD	50 NET	50 NET

NOTE: Custom Wood Finish (CWF) is a one-time upcharge of 300 NET per color.

MODEL	SOLID SURFACE TOP (1.5"-THICK)		CYLINDER LEGS			
			A	B	C	D
ALPTB-S-181821CL	Stocked		1433 LIST	1433 LIST	1795 LIST	2058 LIST
	Non-stocked (per color, per order)	ADD	410 NET	450 NET	490 NET	520 NET

MODEL	SOLID SURFACE TOP (1.5"-THICK)		BAR LEGS			
			A	B	C	D
ALPTB-S-181821BL	Stocked		1821 LIST	1821 LIST	2183 LIST	2446 LIST
	Non-stocked (per color, per order)	ADD	410 NET	450 NET	490 NET	520 NET

*Veneer Tops are not compliant with Clean Air Gold Certification.

18 SQUARE x 24H

W: 18 D: 18 H: 24



MODEL	TOP (1.75"-THICK)		CYLINDER LEGS (CL)	BAR LEGS (BL)
ALPTB-181824()	Veneer*		1206	1610
ALPTB-L-181824()	Stocked Laminate		1206	1610
	Non-stocked Laminate (per color, per order)	ADD	50 NET	50 NET

NOTE: Custom Wood Finish (CWF) is a one-time upcharge of 300 NET per color.

MODEL	SOLID SURFACE TOP (1.5"-THICK)		CYLINDER LEGS			
			A	B	C	D
ALPTB-S-181824CL	Stocked		1445 LIST	1445 LIST	1807 LIST	2070 LIST
	Non-stocked (per color, per order)	ADD	410 NET	450 NET	490 NET	520 NET

MODEL	SOLID SURFACE TOP (1.5"-THICK)		BAR LEGS			
			A	B	C	D
ALPTB-S-181824BL	Stocked		1849 LIST	1849 LIST	2211 LIST	2474 LIST
	Non-stocked (per color, per order)	ADD	410 NET	450 NET	490 NET	520 NET

*Veneer Tops are not compliant with Clean Air Gold Certification.



ALPINE TABLES - SQUARE

21 SQUARE x 18H

W: 21 D: 21 H: 18



MODEL	TOP (1.75"-THICK)		CYLINDER LEGS (CL)	BAR LEGS (BL)
ALPTB-212118()	Veneer*		1262	1626
ALPTB-L-212118()	Stocked Laminate		1262	1626
	Non-stocked Laminate (per color, per order)	ADD	50 NET	50 NET

NOTE: Custom Wood Finish (CWF) is a one-time upcharge of 300 NET per color.

MODEL	SOLID SURFACE TOP (1.5"-THICK)		CYLINDER LEGS			
			A	B	C	D
ALPTB-S-212118CL	Stocked		1721 LIST	1721 LIST	2102 LIST	2452 LIST
	Non-stocked (per color, per order)	ADD	410 NET	450 NET	490 NET	520 NET

MODEL	SOLID SURFACE TOP (1.5"-THICK)		BAR LEGS			
			A	B	C	D
ALPTB-S-212118BL	Stocked		2085 LIST	2085 LIST	2466 LIST	2816 LIST
	Non-stocked (per color, per order)	ADD	410 NET	450 NET	490 NET	520 NET

*Veneer Tops are not compliant with Clean Air Gold Certification.

21 SQUARE x 21H

W: 21 D: 21 H: 21



MODEL	TOP (1.75"-THICK)		CYLINDER LEGS (CL)	BAR LEGS (BL)
ALPTB-212121()	Veneer*		1266	1654
ALPTB-L-212121()	Stocked Laminate		1266	1654
	Non-stocked Laminate (per color, per order)	ADD	50 NET	50 NET

NOTE: Custom Wood Finish (CWF) is a one-time upcharge of 300 NET per color.

MODEL	SOLID SURFACE TOP (1.5"-THICK)		CYLINDER LEGS			
			A	B	C	D
ALPTB-S-212121CL	Stocked		1725 LIST	1725 LIST	2106 LIST	2456 LIST
	Non-stocked (per color, per order)	ADD	410 NET	450 NET	490 NET	520 NET

MODEL	SOLID SURFACE TOP (1.5"-THICK)		BAR LEGS			
			A	B	C	D
ALPTB-S-212121BL	Stocked		2113 LIST	2113 LIST	2494 LIST	2844 LIST
	Non-stocked (per color, per order)	ADD	410 NET	450 NET	490 NET	520 NET

*Veneer Tops are not compliant with Clean Air Gold Certification.

21 SQUARE x 24H

W: 21 D: 21 H: 24



MODEL	TOP (1.75"-THICK)		CYLINDER LEGS (CL)	BAR LEGS (BL)
ALPTB-212124()	Veneer*		1278	1682
ALPTB-L-212124()	Stocked Laminate		1278	1682
	Non-stocked Laminate (per color, per order)	ADD	50 NET	50 NET

NOTE: Custom Wood Finish (CWF) is a one-time upcharge of 300 NET per color.

MODEL	SOLID SURFACE TOP (1.5"-THICK)		CYLINDER LEGS			
			A	B	C	D
ALPTB-S-212124CL	Stocked		1737 LIST	1737 LIST	2118 LIST	2468 LIST
	Non-stocked (per color, per order)	ADD	410 NET	450 NET	490 NET	520 NET

MODEL	SOLID SURFACE TOP (1.5"-THICK)		BAR LEGS			
			A	B	C	D
ALPTB-S-212124BL	Stocked		2141 LIST	2141 LIST	2522 LIST	2872 LIST
	Non-stocked (per color, per order)	ADD	410 NET	450 NET	490 NET	520 NET

*Veneer Tops are not compliant with Clean Air Gold Certification.



ALPINE TABLES - SQUARE

24 SQUARE x 18H

W: 24 D: 24 H: 18



MODEL	TOP (1.75"-THICK)		CYLINDER LEGS (CL)	BAR LEGS (BL)
ALPTB-242418(_)	Veneer*		1420	1784
ALPTB-L-242418(_)	Stocked Laminate		1420	1784
	Non-stocked Laminate (per color, per order)	ADD	50 NET	50 NET

NOTE: Custom Wood Finish (CWF) is a one-time upcharge of 300 NET per color.

MODEL	SOLID SURFACE TOP (1.5"-THICK)		CYLINDER LEGS			
			A	B	C	D
ALPTB-S-242418CL	Stocked		2014 LIST	2014 LIST	2489 LIST	2930 LIST
	Non-stocked (per color, per order)	ADD	410 NET	450 NET	490 NET	520 NET

MODEL	SOLID SURFACE TOP (1.5"-THICK)		BAR LEGS			
			A	B	C	D
ALPTB-S-242418BL	Stocked		2378 LIST	2378 LIST	2853 LIST	3294 LIST
	Non-stocked (per color, per order)	ADD	410 NET	450 NET	490 NET	520 NET

*Veneer Tops are not compliant with Clean Air Gold Certification.

24 SQUARE x 21H

W: 24 D: 24 H: 21



MODEL	TOP (1.75"-THICK)		CYLINDER LEGS (CL)	BAR LEGS (BL)
ALPTB-242421(_)	Veneer*		1424	1812
ALPTB-L-242421(_)	Stocked Laminate		1424	1812
	Non-stocked Laminate (per color, per order)	ADD	50 NET	50 NET

NOTE: Custom Wood Finish (CWF) is a one-time upcharge of 300 NET per color.

MODEL	SOLID SURFACE TOP (1.5"-THICK)		CYLINDER LEGS			
			A	B	C	D
ALPTB-S-242421CL	Stocked		2018 LIST	2018 LIST	2493 LIST	2934 LIST
	Non-stocked (per color, per order)	ADD	410 NET	450 NET	490 NET	520 NET

MODEL	SOLID SURFACE TOP (1.5"-THICK)		BAR LEGS			
			A	B	C	D
ALPTB-S-242421BL	Stocked		2406 LIST	2406 LIST	2881 LIST	3322 LIST
	Non-stocked (per color, per order)	ADD	410 NET	450 NET	490 NET	520 NET

*Veneer Tops are not compliant with Clean Air Gold Certification.

24 SQUARE x 24H

W: 24 D: 24 H: 24



MODEL	TOP (1.75"-THICK)		CYLINDER LEGS (CL)	BAR LEGS (BL)
ALPTB-242424(_)	Veneer*		1436	1840
ALPTB-L-242424(_)	Stocked Laminate		1436	1840
	Non-stocked Laminate (per color, per order)	ADD	50 NET	50 NET

NOTE: Custom Wood Finish (CWF) is a one-time upcharge of 300 NET per color.

MODEL	SOLID SURFACE TOP (1.5"-THICK)		CYLINDER LEGS			
			A	B	C	D
ALPTB-S-242424CL	Stocked		2030 LIST	2030 LIST	2505 LIST	2946 LIST
	Non-stocked (per color, per order)	ADD	410 NET	450 NET	490 NET	520 NET

MODEL	SOLID SURFACE TOP (1.5"-THICK)		BAR LEGS			
			A	B	C	D
ALPTB-S-242424BL	Stocked		2434 LIST	2434 LIST	2909LIST	3350 LIST
	Non-stocked (per color, per order)	ADD	410 NET	450 NET	490 NET	520 NET

*Veneer Tops are not compliant with Clean Air Gold Certification.



ALPINE TABLES - SQUARE

30 SQUARE x 18H

W: 30 D: 30 H: 18



MODEL	TOP (1.75"-THICK)		CYLINDER LEGS (CL)	BAR LEGS (BL)
ALPTB-303018(_)	Veneer*		1643	2007
ALPTB-L-303018(_)	Stocked Laminate		1643	2007
	Non-stocked Laminate (per color, per order)	ADD	50 NET	50 NET

NOTE: Custom Wood Finish (CWF) is a one-time upcharge of 300 NET per color.

MODEL	SOLID SURFACE TOP(1.5"-THICK)		CYLINDER LEGS			
			A	B	C	D
ALPTB-S-303018CL	Stocked		2892 LIST	2892 LIST	3653 LIST	4356 LIST
	Non-stocked (per color, per order)	ADD	410 NET	450 NET	490 NET	520 NET

MODEL	SOLID SURFACE TOP(1.5"-THICK)		BAR LEGS			
			A	B	C	D
ALPTB-S-303018BL	Stocked		3256 LIST	3256 LIST	4017 LIST	4720 LIST
	Non-stocked (per color, per order)	ADD	410 NET	450 NET	490 NET	520 NET

*Veneer Tops are not compliant with Clean Air Gold Certification.

30 SQUARE x 21H

W: 30 D: 30 H: 21



MODEL	TOP (1.75"-THICK)		CYLINDER LEGS (CL)	BAR LEGS (BL)
ALPTB-303021(_)	Veneer*		1647	2035
ALPTB-L-303021(_)	Stocked Laminate		1647	2035
	Non-stocked Laminate (per color, per order)	ADD	50 NET	50 NET

NOTE: Custom Wood Finish (CWF) is a one-time upcharge of 300 NET per color.

MODEL	SOLID SURFACE TOP (1.5"-THICK)		CYLINDER LEGS			
			A	B	C	D
ALPTB-S-303021CL	Stocked		2896 LIST	2896 LIST	3657 LIST	4360 LIST
	Non-stocked (per color, per order)	ADD	410 NET	450 NET	490 NET	520 NET

MODEL	SOLID SURFACE TOP (1.5"-THICK)		BAR LEGS			
			A	B	C	D
ALPTB-S-303021BL	Stocked		3284 LIST	3284 LIST	4045 LIST	4748 LIST
	Non-stocked (per color, per order)	ADD	410 NET	450 NET	490 NET	520 NET

*Veneer Tops are not compliant with Clean Air Gold Certification.

30 SQUARE x 24H

W: 30 D: 30 H: 24



MODEL	TOP (1.75"-THICK)		CYLINDER LEGS (CL)	BAR LEGS (BL)
ALPTB-303024(_)	Veneer*		1659	2063
ALPTB-L-303024(_)	Stocked Laminate		1659	2063
	Non-stocked Laminate (per color, per order)	ADD	50 NET	50 NET

NOTE: Custom Wood Finish (CWF) is a one-time upcharge of 300 NET per color.

MODEL	SOLID SURFACE TOP (1.5"-THICK)		CYLINDER LEGS			
			A	B	C	D
ALPTB-S-303024CL	Stocked		2908 LIST	2908 LIST	3669 LIST	4372 LIST
	Non-stocked (per color, per order)	ADD	410 NET	450 NET	490 NET	520 NET

MODEL	SOLID SURFACE TOP (1.5"-THICK)		BAR LEGS			
			A	B	C	D
ALPTB-S-303024BL	Stocked		3312 LIST	3312 LIST	4073 LIST	4776 LIST
	Non-stocked (per color, per order)	ADD	410 NET	450 NET	490 NET	520 NET

*Veneer Tops are not compliant with Clean Air Gold Certification.



ALPINE TABLES - SQUARE

36 SQUARE x 18H

W: 36 D: 36 H: 18



MODEL	TOP (1.75"-THICK)		CYLINDER LEGS (CL)	BAR LEGS (BL)
ALPTB-363618(_)	Veneer*		1903	2267
ALPTB-L-363618(_)	Stocked Laminate		1903	2267
	Non-stocked Laminate (per color, per order)	ADD	50 NET	50 NET

NOTE: Custom Wood Finish (CWF) is a one-time upcharge of 300 NET per color.

MODEL	SOLID SURFACE TOP (1.5"-THICK)	CYLINDER LEGS			
		A	B	C	D
ALPTB-S-363618CL	Stocked	3476 LIST	3476 LIST	4428 LIST	5306 LIST
	Non-stocked (per color, per order)	ADD 410 NET	450 NET	490 NET	520 NET

MODEL	SOLID SURFACE TOP (1.5"-THICK)	BAR LEGS			
		A	B	C	D
ALPTB-S-363618BL	Stocked	3840 LIST	3840 LIST	4792 LIST	5670 LIST
	Non-stocked (per color, per order)	ADD 410 NET	450 NET	490 NET	520 NET

*Veneer Tops are not compliant with Clean Air Gold Certification.

36 SQUARE x 29H

W: 36 D: 36 H: 29



MODEL	TOP (1.75"-THICK)		CYLINDER LEGS (CL)	BAR LEGS (BL)
ALPTB-363629(_)	Veneer*		2039	2511
ALPTB-L-363629(_)	Stocked Laminate		2039	2511
	Non-stocked Laminate (per color, per order)	ADD	50 NET	50 NET

NOTE: Custom Wood Finish (CWF) is a one-time upcharge of 300 NET per color.

MODEL	SOLID SURFACE TOP (1.5"-THICK)	CYLINDER LEGS			
		A	B	C	D
ALPTB-S-363629CL	Stocked	3612 LIST	3612 LIST	4564 LIST	5442 LIST
	Non-stocked (per color, per order)	ADD 410 NET	450 NET	490 NET	520 NET

MODEL	SOLID SURFACE TOP (1.5"-THICK)	BAR LEGS			
		A	B	C	D
ALPTB-S-363629BL	Stocked	4084 LIST	4084 LIST	5036 LIST	5914 LIST
	Non-stocked (per color, per order)	ADD 410 NET	450 NET	490 NET	520 NET

*Veneer Tops are not compliant with Clean Air Gold Certification.



ALPINE TABLES - RECTANGLE

48 x 24 RECTANGLE

W: 48 D: 24 H: 18



MODEL	TOP (1.75"-THICK)		CYLINDER LEGS (CL)	BAR LEGS (BL)
ALPTB-482418(_)	Veneer*		1807	2171
ALPTB-L-482418(_)	Stocked Laminate		1807	2171
	Non-stocked Laminate (per color, per order)	ADD	50 NET	50 NET

NOTE: Custom Wood Finish (CWF) is a one-time upcharge of 300 NET per color.

MODEL	SOLID SURFACE TOP (1.5"-THICK)		CYLINDER LEGS			
			A	B	C	D
ALPTB-S-482418CL	Stocked		3184 LIST	3184 LIST	4041 LIST	4830 LIST
	Non-stocked (per color, per order)	ADD	410 NET	450 NET	490 NET	520 NET

MODEL	SOLID SURFACE TOP (1.5"-THICK)		BAR LEGS			
			A	B	C	D
ALPTB-S-482418BL	Stocked		3548 LIST	3548 LIST	4405 LIST	5194 LIST
	Non-stocked (per color, per order)	ADD	410 NET	450 NET	490 NET	520 NET

*Veneer Tops are not compliant with Clean Air Gold Certification.

54 x 18 RECTANGLE

W: 54 D: 18 H: 29



MODEL	TOP (1.75"-THICK)		CYLINDER LEGS (CL)	BAR LEGS (BL)
ALPTB-541829(_)	Veneer*		1852	2324
ALPTB-L-541829(_)	Stocked Laminate		1852	2324
	Non-stocked Laminate (per color, per order)	ADD	50 NET	50 NET

NOTE: Custom Wood Finish (CWF) is a one-time upcharge of 300 NET per color.

MODEL	SOLID SURFACE TOP (1.5"-THICK)		CYLINDER LEGS			
			A	B	C	D
ALPTB-S-541829CL	Stocked		3028 LIST	3028 LIST	3789 LIST	4492 LIST
	Non-stocked (per color, per order)	ADD	410 NET	450 NET	490 NET	520 NET

MODEL	SOLID SURFACE TOP (1.5"-THICK)		BAR LEGS			
			A	B	C	D
ALPTB-S-541829BL	Stocked		3500 LIST	3500 LIST	4261 LIST	4964 LIST
	Non-stocked (per color, per order)	ADD	410 NET	450 NET	490 NET	520 NET

*Veneer Tops are not compliant with Clean Air Gold Certification.



INTEGRA | STOCKED FINISHES

SOLID SURFACE | STOCKED OPTIONS

INTEGRASEATING.COM/FINISHES

GRADE

A	LG HI-MACS	Arctic White, Cream, Almond Pearl
B	LG HI-MACS	Allspice Quartz, Venetian Sand, Desert Sand
C	LG HI-MACS	Frostine, Gray, Haze
D	CORIAN	Deep Titanium, Deep Sable, Weathered Concrete

METAL FINISH | STANDARD OPTIONS

POWDER COAT	Glacier	CX	Bronze	ZX	BRUSHED CHROME	BC
	Chalk	HX	Bark	KX	BRUSHED ALUMINUM	BA
	Cement	MX	Slate	SX		
	Silver	VX	Onyx	BX		
	Fossil	FX				
					NOTE: See each series for available standards.	

WOOD FINISH | STANDARD OPTIONS

HARD MAPLE

INSPIRED COLORS	Sugar	Pewter Mist	ORIGINAL COLORS	Vanilla	Saffron
	Sea Salt	Poppy Seed		Ginger	Chili
	Almond	Hazelnut		Cinnamon	Clove
	Jasmine	Mocha		Nutmeg	Pepper

NOTE: Custom Wood Finishes are available at a one-time upcharge of \$300 Net per color. Contact your customer service representative for more details.

STOCKED LAMINATE OPTIONS FOR WOOD FINISHES

INSPIRED WOOD FINISH	HPL MANUFACTURER	NAME/PATTERN	ID#	ORIGINAL WOOD FINISH	HPL MANUFACTURER	NAME/PATTERN	ID#
Sugar	Wilsonart	Phantom Pearl	8211K-28	Vanilla	Pionite	Hardrock Maple	WM791-S
Sea Salt (opt. 1)	Wilsonart	Asian Sand	7952K-18	Ginger	Pionite	Millwork Cherry	WC431-PV
Sea Salt (opt. 2)	Wilsonart	Wallaby	D439-60	Cinnamon	Nevamar	Blossom Cherry	WC5581N
Almond	Wilsonart	Raw Chestnut	7975K-12	Nutmeg	Wilsonart	Cherrywood	11062K-07
Jasmine	Nevamar	Beige Renaissance	WM8258-T	Saffron	Wilsonart	Judicial Walnut	11065K-07
Pewter Mist	Nevamar	Luminary Teak	WT0005T	Chili	Wilsonart	Empire Mahogany	7122K-07
Poppy Seed (opt. 1)	Formica	Silver Riftwood	6413-NG	Clove	Wilsonart	Cafelle	7933K-07
Poppy Seed (opt. 2)	Pionite	Absolute Acajou	WY160-SD	Clove (alt)	Wilsonart	Cocobala	7942K-07
Poppy Seed (opt. 3)	Wilsonart	Phantom Cocoa	8213K-28	Pepper	Wilsonart	Black	1595K-07
Poppy Seed (opt. 4)	Wilsonart	Skyline Walnut	7964K-12				
Hazelnut (opt. 1)	Wilsonart	Studio Teak	7960K-18				
Hazelnut (opt. 2)	Pionite	Pralines & Cream	WW160-SD				
Mocha (opt. 1)	Wilsonart	Hampton Walnut	7959K-78				
Mocha (opt. 2)	Formica	Cocoa Maple	7739-58				
Mocha (opt. 3)	Pionite	Gunstock Savoy Walnut	WW971-SD				

NOTE: Non-Stocked Laminate selections incur a \$50 Net charge per color, per order.



ORDERING & SPECIFICATIONS

HOW TO USE THIS PRICE LIST

Each series or collection has the available options within that series. Available options may include: legs/bases, arm caps, seats, tablets, power, and other product options. Please see each series for the available options, details, and pricing.

Integra's PDF price list has links from the Table of Contents to each section for easier movement through the document. Also, at the top of each page is an icon that will take you back to the Table of Contents page.

And of course, our exceptional Customer Service Team is happy to help you with quotes, product questions and anything else you need to work with Integra products!

GENERAL ORDERING INFORMATION

Direct all orders to: **INTEGRA, INC.**
PO BOX M
807 Wisconsin Street
Walworth, WI 53184
(800) 235-0234 (262) 275-2161 (262) 275-3614 FAX
orderentry@integraseating.com

When placing an order, please be sure to include ALL of the following:

- Your Company Name, Address, Telephone, Fax and Email Address
- Contact Person for Order and Email Address
- Purchase Order Number, Bill To Address, Ship to Address, Order Date
- Integra Quote Number, if Integra provided a Quote
- Quantity
- Product Code/Number
- Product Description
- Selected Options
- Fabric: Pattern and Color
- Wood Species
- Wood Finish
- Line Drawings for System Orders
- Requested Ship Date
- Any Special Instructions

ORDERS & ORDER CONFIRMATION:

Orders may be received via fax, mail or emailed to customerservice@integraseating.com. Acknowledgments will be emailed. Changes in the ship to address after order entry will incur additional charges.

CHANGE ORDERS AND CANCELLATIONS:

Written changes on orders or cancellations of orders will only be accepted within 48 hours after receipt of order.

PRICES:

Published prices are List F.O.B. destination on shipments over \$7,500 List and within the Contiguous U.S. Shipments under \$7,500 List will incur a \$300 NET freight charge. Integra prefers to ship furniture set-up at the factory and blanket-wrapped. In certain instances, furniture will be packaged in cartons and shipped; cartoning charges may apply.

Prices do not include:

- storage or insurance charges
- sales or other taxes
- multiple deliveries, uncartoning, assembly, or installation

TERMS OF PAYMENT:

Orders require prepayment upon placement of original order, balance required prior to shipment. Terms for accredited customers are NET 30. Integra may request advance payment at any time. A service charge for any special handling may be assessed. A service charge of 1.5% per month will be assessed on unpaid balance of all past due accounts.

RETURNS:

No returns of furniture will be accepted without our written consent and shipping instructions. Special order items are not subject to return.

DESIGN AND SPECIFICATIONS

Integra reserves the right to alter product design for purposes at our discretion including: construction and material improvements, pricing or dimension corrections, and other purposes without notification. All dimensions shown are approximate. If critical specifications are required, please consult the factory.

GENERAL PRODUCT SPECIFICATIONS:

Integra's products listed in this contract price list include these features:

- High Resilience Foam in All Seat Units
- No-spring Dymetrol Suspension System in all seating that uses a suspension system
- 16 Gauge Steel Tubular Inner Structure and Assembly Patented to Integra
- All Integra chairs and seating units have a 1000 lbs dynamic load capacity and a 2000 lbs static load capacity.
- Product specifications for all product lines are available upon request

CUSTOM PRODUCT DESIGN & ENGINEERING:

Integra tries to accommodate custom request to best meet the needs of our customers. Please bring custom requests to our Project Management Team. They will work with our Engineering Team for review and approval. **If approved, most custom requests will incur a \$300 NET Custom Engineering Fee.** If the custom request involves a significant amount of custom design and engineering that charge may be increased. Our team will notify the requestor of any increase in charges.

LIFETIME WARRANTY:

Products manufactured by Integra after October, 1 2007 are warranted to be free of defects in material and workmanship under normal use for the lifetime of the product. Product must be properly assembled, maintained and in use by its original owner. Under the warranty, the obligation of Integra is limited to the repair or replacement of such furniture. Damage in transit or by negligence, abuse, abnormal usage, misuse, accidents or alterations nullifies the warranty.

As Buyer's sole remedy under this warranty, Integra, at its option, will repair or replace damaged parts at no charge to the original owner of record provided the replacement or return has previously been authorized by Integra under terms of this warranty. Normal aging and wear of fabrics, filling materials, and finishes are excepted from this warranty. Any labor charges incurred will be at the Buyer's expense. It is expressly agreed that this remedy of repair, replacement or credit, at Integra's option, is Buyer's exclusive remedy under this warranty. In no event shall Seller be liable for consequential damages.

All other express or implied warranties made by any sales representative, or agent, or other representative, including any warranty of merchantability or fitness for a particular use, are hereby excluded. A-Chairs carry a 10 year warranty. Electric Power Ports carry a one year warranty.

FABRICS:

In order to fit the wide range of our customer's needs, Integra currently has partnerships and graded-in programs with these textile companies:

Anzea	www.anzea.com	877.862.6932
Arc-Com	www.arc-com.com	800.223.5466
Architex	www.architex-ljh.com	800.621.0827
Camira	www.camirafabrics.com	616.288.0655
CF Stinson	www.cfstinson.com	800.841.6279
DesignTex	www.designtex.com	800.221.1540
EnviroLeather by LDI	www.ldiinteriors.com	866.332.0700
Maharam	www.maharam.com	800.645.3943
Mayer	www.mayerfabrics.com	800.428.4415
Momentum	www.memosamples.com	800.366.6839
UltraFabrics	www.ultrafabricsinc.com	877.309.6648

For a listing of the current graded-in fabrics and grades, visit our website at integraseating.com/fabrics.



DESIGN AND SPECIFICATIONS (CONTINUED)

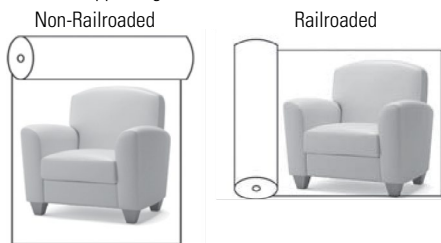
Integra offers a wide range of fabrics to our customers in our graded-in program. Integra does not stock fabric; all textiles are ordered from the distributor at the time we receive an order. Integra is not responsible for differences in color between material supplied and samples from which choices have been made, nor is Integra responsible for matching upholstery on existing product to any future orders. **Please note that Integra does not warranty fabrics and is not responsible for any replacement fabric, covers, or re-upholstery labor costs for failed fabrics whether graded-in or sent to us as a COM/COL. We can provide a quote for new covers at the time needed. Please contact the fabric companies for any warranty information on their own products.**

COMBINATION FABRICS (Simple and Complex):

More than one fabric may be specified and applied to the same product. Integra does not upcharge for simple fabric combinations which consist of one fabric each on a component (i.e. seat, back, arm, or front panel). For simple combinations, the price is typically based upon the highest fabric grade of the chosen fabrics on the product. Complex fabric combinations consist of multiple fabrics on a single component, such as the front of the back in Fabric A and the back of the back is in Fabric B. Complex combinations will incur a 5% upcharge. Fabric combination forms are required at the time of order. Contact Customer Service for fabric combination forms or assistance.

FABRIC APPLICATION:

Standard procedure is for Integra to match all fabrics that require matching such as plaids, prints, or stripes. If matching is not desired, this must be clearly noted on the purchase order. Integra will apply textiles to upholstered items in the manner which we deem to be the most appealing.



Standard procedure is for Integra to cut all fabrics non-railroaded unless otherwise clearly specified on the purchase order. See the diagrams above for a visual description of non-railroaded vs railroaded applications. To ensure correct cutting and application of the fabric, it is suggested that a clearly marked sample is sent with the purchase order when requesting a non-standard application of the fabric. Please note that when railroaded fabric, it is possible that additional yardage may be required. Integra assumes no responsibility for the direction in which the textiles are applied unless it is clearly specified on the purchase order.

FABRIC REPEATS:

Fabric with larger repeats or smaller roll widths may require additional fabric than what is noted in the price list. Standard upholstery textile rolls are 54-inch wide. The yardage amounts noted are based upon 54-inch wide textiles without a pattern repeat. For calculating additional yardage due to pattern repeat or a roll less than 54" wide, see chart below to match roll width with repeat amount. For the specific textile, with both the vertical & horizontal repeat measurements, use the larger of the two repeats then use the chart below for additional yardage requirements. Add the required additional % to the COM yardage amount noted in the current Integra Price List for total yardage needed per furniture item.

UPH. TEXTILE ROLL WIDTH	SOLID NO REPEAT	REPEAT OF 2"-14"	REPEAT OF 15"-19"	REPEAT OF 20"-27"	REPEAT OF 28"-36"
54"	0%	10%	15%	20%	25%
50" - 53"	16%	20%	25%	30%	35%
48"	16%	25%	30%	35%	40%
45"	40%	50%	55%	60%	65%
36"	50%	60%	65%	70%	75%

Contact Integra Customer Service at 800-235-0234 x4 with any questions.

For graded-in fabrics, this additional fabric yardage will be noted and charged as a separate line on the quotation, sales order, and invoice.

DESIGN AND SPECIFICATIONS (CONTINUED)

CUSTOMER'S OWN MATERIAL (C.O.M.) POLICY:

Integra will work with customer's own material with approval. A memo sample of the fabric must be sent to the factory before the fabric can be approved for upholstery purposes only; this approval is NOT an indicator of how it will perform in the field. Following approval, you will be advised of any additional yardage which may be required for your order and any upcharges for special handling and/or hand cutting. COM combo yardage will increase yardage. Contact Customer Service for combo yardage summary. COM yardage estimates are based upon 54-inch wide textiles without pattern repeat. **COM must be on one continuous roll or the same dye lot and consistent repeat.** A memo sample of your fabric should accompany the purchase order to properly identify your fabric when it arrives at the factory.

Please note that all C.O.M. fabrics must ship freight prepaid (collect shipments will not be accepted) and should be properly labeled for your order. Ship to:

Integra, Inc.

Tag for: (Your PO# of the order it is to be applied to)

810 Wisconsin Street

Walworth, WI 53184

The prices shown for COM include the product and only the labor for the fabric's application. The cost of fabric and freight costs to ship the fabric is the customer's responsibility. The performance of any fabric is the responsibility of the fabric supplier. Integra does not offer any warranty to fabrics. While we inspect fabrics for mill imperfections, some are difficult to recognize. We cannot be responsible for defects, color inaccuracies, dye lot variations, and other flaws. Under no circumstances will Integra assume responsibility for COM/COL shortages, flaws, or other such problems. While we make a concerted effort to control COM/COL materials, it is not our responsibility to monitor the receipt of these materials in order to meet delivery deadlines and we assume that customers are aware of any undue delay in delivery of their COM/COL materials.

Integra does not warranty fabrics and is not responsible for any replacement fabric, covers, or re-upholstery labor costs for failed fabrics whether graded-in or sent to us as a COM/COL. We can provide a quote for new covers at the time needed. Please contact the fabric companies for any warranty information on their own products.

WOOD FINISHES AND WOOD SPECIES:

Integra cannot be responsible for differences in color or tone between the finish sample and final finished product. This difference is due to the variations in natural material and finish surface size.

Standard Wood Species: Hard Maple

Original Wood Finishes

- Vanilla
- Ginger
- Cinnamon
- Nutmeg
- Saffron
- Chili
- Clove
- Pepper

Inspired Colors Wood Finishes

- Sugar
- Sea Salt
- Almond
- Jasmine
- Pewter Mist
- Poppy Seed
- Hazelnut
- Mocha

CUSTOM WOOD FINISH (CWF):

Integra will accept custom finish orders. This could extend lead time. There is a \$300 NET flat fee upcharge for custom finish orders. An additional upcharge is possible depending on stain. Paint finish will not be accepted. Send a wood sample which will be matched and returned to you for sign off approval. When the approval is received by Integra, the order will be entered into production. Custom wood finishes are valid for a minimum of 2 years.

METAL POWDER COAT FINISHES:

- Glacier
- Chalk
- Cement
- Silver
- Fossil
- Bronze
- Bark
- Slate
- Onyx



DESIGN AND SPECIFICATIONS (CONTINUED)

LAMINATE:

On many Integra Tables, Tablet Arms, and Arm Caps, laminate is a top option. Please see each series for availability. Pricing for laminates falls into the following categories:

Stocked Laminates

Integra has chosen specific laminates to match our standard wood finishes where possible. Contact Customer Service for a list of standard laminates. See LAM Price in Price List.

Other Laminates

Any laminate not in our stocked program, including custom or premium, will incur a \$50 NET flat fee upcharge per laminate selection on each order. Orders with custom laminate or special finishes may have extended lead times.

SOLID SURFACE:

Stocked Solid Surfaces: See current listing of Stocked Solid Surfaces

Non-Stocked Solid Surfaces: Upcharges will apply

MOISTURE BARRIER:

A moisture barrier option is available for all styles of Integra seat units. A polyurethane layer is placed between the fabric and the foam to protect the foam from any moisture. There is an upcharge for this option; please see Product Options in each series for availability, current pricing and yardage requirements per item. Moisture Barrier may telegraph through thinner textiles.

CALIFORNIA TB 117 AND 133 COMPLIANCE:

All Integra products with standard fabrics pass CA TB 117 fire code requirements, and are able to pass CA TB 133 using approved fabric and **fire wall**. Contact factory for information regarding approved fabrics which meet the requirements of this technical bulletin. Application of **fire wall** for TB 133 compliance requires an upcharge; see Product Options in each series for availability, current pricing and yardage requirements per item. We cannot be responsible for flame retardancy of C.O.M. fabrics; please consult published technical data of fabric suppliers. NOTE: CA TB 133 option not available with leather.

PACKAGING & SHIPPING

FREIGHT:

All shipments over \$7,500 List include freight charges within the Contiguous United States. Please note that cartoned shipments can incur additional expenses from our freight carriers. Please contact Integra Customer Service for upcharges.

Shipments made outside the Contiguous United States will be cartoned and shipped to the Port of Exit. Cartoning charges will apply; customer is responsible for freight charges from the Port of Exit to the final destination.

Integra's standard method is to set-up and blanket wrap furniture for shipping. This requires coordination with the freight company in order to meet and unload the truck at the destination. Furniture is assembled and will need to be inspected and set in place.

Integra will require receiving information at the time of the order and will advise estimated unloading time allotted for delivery. A loading dock to accommodate a 53' trailer is required for all shipments from Integra. Please note, improper loading dock at receiving point, lack of appropriate personnel to unload product and/or excessive unloading time will incur additional charges.

At time of delivery, blankets are removed and returned with driver. Inspection & damage must be noted within time allotted for unloading.

Should the freight company discover improper loading dock or inadequate personnel for unloading at time of delivery, the freight carrier reserves the right to have freight returned; this will incur reconsignment and reshipping charges which will be billed to the customer's account and will be due before the 2nd delivery attempt.

SPECIFIC DATE DELIVERY:

If a shipment requires a specific day of delivery or time-specific delivery, additional charges will be applied by the freight company which will be added to your invoice. Shipments to New York City and Washington DC metro areas will also incur additional expenses from our freight carriers. Please contact Customer Service for upcharges.

CARTON CHARGES:

In certain cases, and as an option, we can carton our furniture for shipping. The following cartoning charges will apply:

Carton Charges: \$35 NET per chair; \$50 NET per settee; \$65 NET per sofa. Tables: \$35 NET up to 24x24x24 in size; \$50 NET up to 36x36x36 in size and all oval, half oval and rectangular tables. 42x42 and 48x48 tables will be blanket-wrapped only; they cannot be cartoned. Please note that cartoned shipments can incur additional expenses from our freight carriers. Please contact Integra Customer Service for upcharges.

MINIMUM ORDER FREIGHT CHARGE:

Shipments over \$7,500 List include freight charges within the Contiguous US. Shipments under \$7,500 List will incur a \$300 NET Freight Charge.

FREIGHT DAMAGE CLAIMS:

All Integra products are carefully inspected prior to shipment from the factory. Title to products is passed to the purchaser and Integra's responsibility ceases when the shipment is accepted for transportation by a carrier. Freight claims are the responsibility of the customer. All shipments should be carefully inspected before acceptance and the customer MUST record any damage on both copies of the freight bill, signed by the customer and the driver. Concealed damage reports must be made to the carrier within 10 days after delivery or the carrier will not be responsible. All packing materials involved in a damage claim must be saved in their original condition until they have been inspected by the proper agent.

STORAGE:

If a customer is unable to accept delivery of merchandise when Integra is ready to make a shipment, Integra reserves the right to transfer merchandise to storage. Transfer to storage and storage charges will be at customer's expense. Transfer to storage shall constitute delivery for all intents and purposes, including invoicing and payment.