

**VALAYO COLLECTION**

VALAYO CHAIRS	VC 2
VALAYO UPHOLSTERED TOP BENCHES	VC 3
VALAYO HARD TOP BENCHES AND TABLES	VC 4 - 5






# VALAYO COLLECTION | CHAIRS






## VALAYO CHAIRS - CLEAN-OUT SEAT | WALL SAVER DESIGN


SOLID STEEL WITH POWDER COAT (PC) OR BRUSHED CHROME (BC)

	MODEL	YARDS	COM	M	COL							W/WL
					O	P	R	S	T	U		
<b>CHAIR - 26"</b> W: 26 D: 27.5 H: 34 SW: 22 SD: 18.5 SH: 18.5 BH: 17.5 AH: 26 	<b>VL-1-26 PC</b>	2.75	2017	2119	2243	2355	2476	2595	2716	2834	3013	
	<b>VL-1-26 BC</b>	2.75	2017	2119	2243	2355	2476	2595	2716	2834	3013	
<b>CHAIR - 32"</b> W: 32 SW: 28 	<b>VL-1-32 PC</b>	2.75	2134	2236	2360	2472	2593	2712	2833	2951	3130	
	<b>VL-1-32 BC</b>	2.75	2134	2236	2360	2472	2593	2712	2833	2951	3130	
<b>CHAIR - 46"</b> W: 46 SW: 42 	<b>VL-1-46 PC</b>	3.5	2594	2724	2881	3025	3179	3329	3483	3634	3861	
	<b>VL-1-46 BC</b>	3.5	2594	2724	2881	3025	3179	3329	3483	3634	3861	


## VALAYO CHAIRS ARMLESS

	MODEL	YARDS	COM	M	COL							W/WL
					O	P	R	S	T	U		
<b>CHAIR - 26"</b> W: 26 D: 27.5 H: 34 SW: 26 SD: 18.5 SH: 18.5 BH: 17.5 	<b>VLA-1-26 PC</b>	2.75	1957	2059	2183	2295	2416	2535	2656	2774	2953	
	<b>VLA-1-26 BC</b>	2.75	1957	2059	2183	2295	2416	2535	2656	2774	2953	
<b>CHAIR - 32"</b> W: 32 SW: 32 	<b>VLA-1-32 PC</b>	2.75	2074	2176	2300	2412	2533	2652	2773	2891	3070	
	<b>VLA-1-32 BC</b>	2.75	2074	2176	2300	2412	2533	2652	2773	2891	3070	
<b>CHAIR - 46"</b> W: 46 SW: 46 	<b>VLA-1-46 PC</b>	3.5	2534	2664	2821	2965	3119	3269	3423	3574	3801	
	<b>VLA-1-46 BC</b>	3.5	2534	2664	2821	2965	3119	3269	3423	3574	3801	

## VALAYO CHAIRS | ARM CAP OPTIONS

	MODEL	GRADE	A	B	C	D
<b>SOLID SURFACE ARM CAPS</b> 	<b>ACVLS</b>	Stocked Solid Surface	210 LIST/PR	216 LIST/PR	224 LIST/PR	244 LIST/PR
		Non-stocked (per color, per order)	ADD 410 NET	450 NET	490 NET	520 NET

## VALAYO CHAIRS | OTHER OPTIONS

	MODEL	DESCRIPTION	PRICE
<b>GANGING BRACKET</b> 	<b>VLGB</b>	Only available in Powder Coat	63 LIST

### PRODUCT OPTIONS

**MOISTURE BARRIER** \$48 List / Yard; NOTE: Moisture Barrier may telegraph through thinner textiles.  
**FIRE WALL / CA T.B. 133** \$82 List / Yard






# VALAYO COLLECTION | BENCHES




## VALAYO UPHOLSTERED TOP BENCHES WITH ARMS




SOLID STEEL WITH POWDER COAT (PC) OR BRUSHED CHROME (BC)

	MODEL	YARDS	COM	M	COL								W/WL
					O	P	R	S	T	U			
<b>BENCH - 26"</b> W: 26 D: 24 SW: 20.5 SH: 18.5 AH: 26 	<b>VLBN-7-26 PC</b>	1	1790	1827	1872	1913	1957	2000	2044	2087	2152		
	<b>VLBN-7-26 BC</b>	1	1790	1827	1872	1913	1957	2000	2044	2087	2152		
<b>BENCH - 46"</b> W: 46 D: 24 SW: 40.5 SH: 18.5 AH: 26 	<b>VLBN-7-46 PC</b>	1.5	2015	2071	2138	2200	2266	2330	2396	2461	2558		
	<b>VLBN-7-46 BC</b>	1.5	2015	2071	2138	2200	2266	2330	2396	2461	2558		
<b>BENCH - 72"</b> W: 72 D: 24 SW: 66.5 SH: 18.5 AH: 26 	<b>VLBN-7-72 PC</b>	2.25	2383	2466	2568	2660	2759	2856	2955	3051	3198		
	<b>VLBN-7-72 BC</b>	2.25	2383	2466	2568	2660	2759	2856	2955	3051	3198		

## VALAYO UPHOLSTERED TOP BENCHES | ARM CAP OPTIONS

	MODEL	GRADE	A	B	C	D
<b>SOLID SURFACE ARM CAPS</b> 	<b>ACVLS</b>	Stocked Solid Surface	210 LIST/PR	216 LIST/PR	224 LIST/PR	244 LIST/PR
		Non-stocked (per color, per order) ADD	410 NET	450 NET	490 NET	520 NET

## VALAYO UPHOLSTERED TOP BENCHES ARMLESS

	MODEL	YARDS	COM	M	COL								W/WL
					O	P	R	S	T	U			
<b>BENCH - 26"</b> W: 26 D: 23 SW: 26 SH: 18.5 	<b>VLABN-7-26 PC</b>	1	1508	1545	1590	1631	1675	1718	1762	1805	1870		
	<b>VLABN-7-26 BC</b>	1	1508	1545	1590	1631	1675	1718	1762	1805	1870		
<b>BENCH - 46"</b> W: 46 D: 23 SW: 46 SH: 18.5 	<b>VLABN-7-46 PC</b>	1.5	1733	1789	1856	1918	1984	2048	2114	2179	2276		
	<b>VLABN-7-46 BC</b>	1.5	1733	1789	1856	1918	1984	2048	2114	2179	2276		
<b>BENCH - 72"</b> W: 72 D: 23 SW: 72 SH: 18.5 	<b>VLABN-7-72 PC</b>	2.25	2101	2184	2286	2378	2477	2574	2673	2769	2916		
	<b>VLABN-7-72 BC</b>	2.25	2101	2184	2286	2378	2477	2574	2673	2769	2916		

### PRODUCT OPTIONS

**MOISTURE BARRIER** \$48 List / Yard; NOTE: Moisture Barrier may telegraph through thinner textiles.  
**FIRE WALL / CA T.B. 133** \$82 List / Yard



VALAYO HARD TOP TABLES

SOLID STEEL WITH POWDER COAT (PC) OR BRUSHED CHROME (BC)

TABLE - 21 SQUARE TOP

W: 21  
D: 21 (top) / 24 (overall)  
H: 16.5



MODEL	TOP (1.5"-THICK)	POWDER COAT LEGS (PC)	BRUSHED CHROME LEGS (BC)
VL-F-MV2121-VLTL( )	Maple Veneer*	1654	1654
VL-F-LM2121-VLTL( )	Stocked Laminate*	1654	1654
	Non-stocked Laminate (per color, per order)	ADD 50 Net	50 Net

NOTE: Custom Wood Finish (CWF) is a one-time upcharge of 300 NET per color.

MODEL	SOLID SURFACE TOP (1.5"-THICK)	POWDER COAT LEGS			
		A	B	C	D
VL-F-S2121-VLTLPC	Stocked	2131	2131	2528	2892
	Non-stocked (per color, per order)	ADD 410 NET	450 NET	490 NET	520 NET

MODEL	SOLID SURFACE TOP (1.5"-THICK)	BRUSHED CHROME LEGS			
		A	B	C	D
VL-F-S2121-VLTLBC	Stocked	2131	2131	2528	2892
	Non-stocked (per color, per order)	ADD 410 NET	450 NET	490 NET	520 NET

\*Laminate and Veneer Tops are not compliant with Clean Air Gold Certification.

TABLE - 46 x 21 RECTANGLE TOP

W: 46  
D: 21 (top) / 24 (overall)  
H: 16.5



MODEL	TOP (1.5"-THICK)	POWDER COAT LEGS (PC)	BRUSHED CHROME LEGS (BC)
VL-F-MV4621-VLTL( )	Maple Veneer*	2021	2021
VL-F-LM4621-VLTL( )	Stocked Laminate*	2021	2021
	Non-stocked Laminate (per color, per order)	ADD 50 Net	50 Net

NOTE: Custom Wood Finish (CWF) is a one-time upcharge of 300 NET per color.

MODEL	SOLID SURFACE TOP (1.5"-THICK)	POWDER COAT LEGS			
		A	B	C	D
VL-F-S4621-VLTLPC	Stocked	3653	3653	4544	5365
	Non-stocked (per color, per order)	ADD 410 NET	450 NET	490 NET	520 NET

MODEL	SOLID SURFACE TOP (1.5"-THICK)	BRUSHED CHROME LEGS			
		A	B	C	D
VL-F-S4621-VLTL-BC	Stocked	3653	3653	4544	5365
	Non-stocked (per color, per order)	ADD 410 NET	450 NET	490 NET	520 NET

\*Laminate and Veneer Tops are not compliant with Clean Air Gold Certification.



# VALAYO HARD TOP BENCHES AND TABLES

	MODEL	TOP (1.5"-THICK)	POWDER COAT LEGS (PC)	BRUSHED CHROME LEGS (BC)
<b>BENCH / TABLE - 21 SQUARE TOP</b> W: 21 D: 21 (top) / 24 (overall) H: 18.5	VL-F-MV2121-VLTTL ( )	Maple Veneer*	1654	1654
	VL-F-LM2121-VLTTL ( )	Stocked Laminate*	1654	1654
		Non-stocked Laminate (per color, per order)	ADD 50 Net	50 Net



**NOTE: Custom Wood Finish (CWF) is a one-time upcharge of 300 NET per color.**

MODEL	SOLID SURFACE TOP (1.5"-THICK)	POWDER COAT LEGS			
		A	B	C	D
VL-F-S2121-VLTTLPC	Stocked	2131	2131	2528	2892
	Non-stocked (per color, per order)	ADD 410 NET	450 NET	490 NET	520 NET

MODEL	SOLID SURFACE TOP (1.5"-THICK)	BRUSHED CHROME LEGS			
		A	B	C	D
VL-F-S2121-VLTTLBC	Stocked	2131	2131	2528	2892
	Non-stocked (per color, per order)	ADD 410 NET	450 NET	490 NET	520 NET

\*Laminate and Veneer Tops are not compliant with Clean Air Gold Certification.

	MODEL	TOP (1.5"-THICK)	POWDER COAT LEGS (PC)	BRUSHED CHROME LEGS (BC)
<b>BENCH / TABLE - 46 x 21 RECTANGLE TOP</b> W: 46 D: 21 (top) / 24 (overall) H: 18.5	VL-F-MV4621-VLTTL ( )	Maple Veneer*	2021	2021
	VL-F-LM4621-VLTTL ( )	Stocked Laminate*	2021	2021
		Non-stocked Laminate (per color, per order)	ADD 50 Net	50 Net



**NOTE: Custom Wood Finish (CWF) is a one-time upcharge of 300 NET per color.**

MODEL	SOLID SURFACE TOP (1.5"-THICK)	POWDER COAT LEGS			
		A	B	C	D
VL-F-S4621-VLTTLPC	Stocked	3653	3653	4544	5365
	Non-stocked (per color, per order)	ADD 410 NET	450 NET	490 NET	520 NET

MODEL	SOLID SURFACE TOP (1.5"-THICK)	BRUSHED CHROME LEGS			
		A	B	C	D
VL-F-S4621-VLTTLBC	Stocked	3653	3653	4544	5365
	Non-stocked (per color, per order)	ADD 410 NET	450 NET	490 NET	520 NET

\*Laminate and Veneer Tops are not compliant with Clean Air Gold Certification.



# INTEGRA | STOCKED FINISHES

## SOLID SURFACE | STOCKED OPTIONS

INTEGRASEATING.COM/FINISHES

### GRADE

<b>A</b>	<b>LG HI-MACS</b>	Arctic White, Cream, Almond Pearl
<b>B</b>	<b>LG HI-MACS</b>	Allspice Quartz, Venetian Sand, Desert Sand
<b>C</b>	<b>LG HI-MACS</b>	Glitz, Gray, Haze
<b>D</b>	<b>CORIAN</b>	Deep Titanium, Deep Sable, Weathered Concrete

## METAL FINISH | STANDARD OPTIONS

<b>POWDER COAT</b>	Glacier	<b>CX</b>	Bronze	<b>ZX</b>	BRUSHED CHROME	<b>BC</b>
	Chalk	<b>HX</b>	Bark	<b>KX</b>	BRUSHED ALUMINUM	<b>BA</b>
	Cement	<b>MX</b>	Slate	<b>SX</b>		
	Silver	<b>VX</b>	Onyx	<b>BX</b>		
	Fossil	<b>FX</b>				

**NOTE: See each series for available standards.**

## WOOD FINISH | STANDARD OPTIONS

HARD MAPLE

<b>INSPIRED COLORS</b>	Sugar	Pewter Mist	<b>ORIGINAL COLORS</b>	Vanilla	Saffron
	Sea Salt	Poppy Seed		Ginger	Chili
	Almond	Hazelnut		Cinnamon	Clove
	Jasmine	Mocha		Nutmeg	Pepper

**NOTE: Custom Wood Finishes are available at a one-time upcharge of \$300 Net per color. Contact your customer service representative for more details.**

## STOCKED LAMINATE OPTIONS FOR WOOD FINISHES

INSPIRED WOOD FINISH	HPL MANUFACTURER	NAME/PATTERN	ID#	ORIGINAL WOOD FINISH	HPL MANUFACTURER	NAME/PATTERN	ID#
Sugar	Wilsonart	Phantom Pearl	8211K-28	Vanilla	Pionite	Hardrock Maple	WM791-S
Sea Salt (opt. 1)	Wilsonart	Asian Sand	7952K-18	Ginger	Pionite	Millwork Cherry	WC431-PV
Sea Salt (opt. 2)	Wilsonart	Wallaby	D439-60	Cinnamon	Nevamar	Blossom Cherry	WC5581N
Almond	Wilsonart	Raw Chestnut	7975K-12	Nutmeg	Wilsonart	Cherrywood	11062K-07
Jasmine	Nevamar	Beige Renaissance	WM8258-T	Saffron	Wilsonart	Judicial Walnut	11065K-07
Pewter Mist	Nevamar	Luminary Teak	WT0005T	Chili	Wilsonart	Empire Mahogany	7122K-07
Poppy Seed (opt. 1)	Formica	Silver Riftwood	6413-NG	Clove	Wilsonart	Cafelle	7933K-07
Poppy Seed (opt. 2)	Pionite	Absolute Acajou	WY160-SD	Clove (alt)	Wilsonart	Cocobala	7942K-07
Poppy Seed (opt. 3)	Wilsonart	Phantom Cocoa	8213K-28	Pepper	Wilsonart	Black	1595K-07
Poppy Seed (opt. 4)	Wilsonart	Skyline Walnut	7964K-12				
Hazelnut (opt. 1)	Wilsonart	Studio Teak	7960K-18				
Hazelnut (opt. 2)	Pionite	Pralines & Cream	WW160-SD				
Mocha (opt. 1)	Wilsonart	Hampton Walnut	7959K-78				
Mocha (opt. 2)	Formica	Cocoa Maple	7739-58				
Mocha (opt. 3)	Pionite	Gunstock Savoy Walnut	WW971-SD				

**NOTE: Non-Stocked Laminate selections incur a \$50 Net charge per color, per order.**



## ORDERING & SPECIFICATIONS

### HOW TO USE THIS PRICE LIST

Each series or collection has the available options within that series. Available options may include: legs/bases, arm caps, seats, tablets, power, and other product options. Please see each series for the available options, details, and pricing.

Integra's PDF price list has links from the Table of Contents to each section for easier movement through the document. Also, at the top of each page is an icon that will take you back to the Table of Contents page.

And of course, our exceptional Customer Service Team is happy to help you with quotes, product questions and anything else you need to work with Integra products!

### GENERAL ORDERING INFORMATION

Direct all orders to: **INTEGRA, INC.**  
PO BOX M  
807 Wisconsin Street  
Walworth, WI 53184  
(800) 235-0234 (262) 275-2161 (262) 275-3614 FAX  
orderentry@integraseating.com

When placing an order, please be sure to include ALL of the following:

- Your Company Name, Address, Telephone, Fax and Email Address
- Contact Person for Order and Email Address
- Purchase Order Number, Bill To Address, Ship to Address, Order Date
- Integra Quote Number, if Integra provided a Quote
- Quantity
- Product Code/Number
- Product Description
- Selected Options
- Fabric: Pattern and Color
- Wood Species
- Wood Finish
- Line Drawings for System Orders
- Requested Ship Date
- Any Special Instructions

#### ORDERS & ORDER CONFIRMATION:

Orders may be received via fax, mail or emailed to customerservice@integraseating.com. Acknowledgments will be emailed. Changes in the ship to address after order entry will incur additional charges.

#### CHANGE ORDERS AND CANCELLATIONS:

Written changes on orders or cancellations of orders will only be accepted within 48 hours after receipt of order.

#### PRICES:

Published prices are List F.O.B. destination on shipments over \$7,500 List and within the Contiguous U.S. Shipments under \$7,500 List will incur a \$300 NET freight charge. Integra prefers to ship furniture set-up at the factory and blanket-wrapped. In certain instances, furniture will be packaged in cartons and shipped; cartoning charges may apply.

Prices do not include:

- storage or insurance charges
- sales or other taxes
- multiple deliveries, uncartoning, assembly, or installation

#### TERMS OF PAYMENT:

Orders require prepayment upon placement of original order, balance required prior to shipment. Terms for accredited customers are NET 30. Integra may request advance payment at any time. A service charge for any special handling may be assessed. A service charge of 1.5% per month will be assessed on unpaid balance of all past due accounts.

#### RETURNS:

No returns of furniture will be accepted without our written consent and shipping instructions. Special order items are not subject to return.

### DESIGN AND SPECIFICATIONS

Integra reserves the right to alter product design for purposes at our discretion including: construction and material improvements, pricing or dimension corrections, and other purposes without notification. All dimensions shown are approximate. If critical specifications are required, please consult the factory.

#### GENERAL PRODUCT SPECIFICATIONS:

Integra's products listed in this contract price list include these features:

- High Resilience Foam in All Seat Units
- No-spring Dymetrol Suspension System in all seating that uses a suspension system
- 16 Gauge Steel Tubular Inner Structure and Assembly Patented to Integra
- All Integra chairs and seating units have a 1000 lbs dynamic load capacity and a 2000 lbs static load capacity.
- Product specifications for all product lines are available upon request

#### CUSTOM PRODUCT DESIGN & ENGINEERING:

Integra tries to accommodate custom request to best meet the needs of our customers. Please bring custom requests to our Project Management Team. They will work with our Engineering Team for review and approval. **If approved, most custom requests will incur a \$300 NET Custom Engineering Fee.** If the custom request involves a significant amount of custom design and engineering that charge may be increased. Our team will notify the requestor of any increase in charges.

#### LIFETIME WARRANTY:

Products manufactured by Integra after October, 1 2007 are warranted to be free of defects in material and workmanship under normal use for the lifetime of the product. Product must be properly assembled, maintained and in use by its original owner. Under the warranty, the obligation of Integra is limited to the repair or replacement of such furniture. Damage in transit or by negligence, abuse, abnormal usage, misuse, accidents or alterations nullifies the warranty.

As Buyer's sole remedy under this warranty, Integra, at its option, will repair or replace damaged parts at no charge to the original owner of record provided the replacement or return has previously been authorized by Integra under terms of this warranty. Normal aging and wear of fabrics, filling materials, and finishes are excepted from this warranty. Any labor charges incurred will be at the Buyer's expense. It is expressly agreed that this remedy of repair, replacement or credit, at Integra's option, is Buyer's exclusive remedy under this warranty. In no event shall Seller be liable for consequential damages.

All other express or implied warranties made by any sales representative, or agent, or other representative, including any warranty of merchantability or fitness for a particular use, are hereby excluded. A-Chairs carry a 10 year warranty. Electric Power Ports carry a one year warranty.

#### FABRICS:

In order to fit the wide range of our customer's needs, Integra currently has partnerships and graded-in programs with these textile companies:

Anzea	www.anzea.com	877.862.6932
Arc-Com	www.arc-com.com	800.223.5466
Architex	www.architex-ljh.com	800.621.0827
Camira	www.camirafabrics.com	616.288.0655
CF Stinson	www.cfstinson.com	800.841.6279
DesignTex	www.designtex.com	800.221.1540
EnviroLeather by LDI	www.lidiinteriors.com	866.332.0700
Maharam	www.maharam.com	800.645.3943
Mayer	www.mayerfabrics.com	800.428.4415
Momentum	www.memosamples.com	800.366.6839
UltraFabrics	www.ultrafabricsinc.com	877.309.6648

For a listing of the current graded-in fabrics and grades, visit our website at [integraseating.com/fabrics](http://integraseating.com/fabrics).



## DESIGN AND SPECIFICATIONS (CONTINUED)

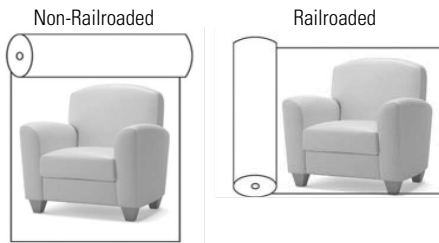
Integra offers a wide range of fabrics to our customers in our graded-in program. Integra does not stock fabric; all textiles are ordered from the distributor at the time we receive an order. Integra is not responsible for differences in color between material supplied and samples from which choices have been made, nor is Integra responsible for matching upholstery on existing product to any future orders. **Please note that Integra does not warranty fabrics and is not responsible for any replacement fabric, covers, or re-upholstery labor costs for failed fabrics whether graded-in or sent to us as a COM/COL. We can provide a quote for new covers at the time needed. Please contact the fabric companies for any warranty information on their own products.**

### COMBINATION FABRICS (Simple and Complex):

More than one fabric may be specified and applied to the same product. Integra does not upcharge for simple fabric combinations which consist of one fabric each on a component (i.e. seat, back, arm, or front panel). For simple combinations, the price is typically based upon the highest fabric grade of the chosen fabrics on the product. Complex fabric combinations consist of multiple fabrics on a single component, such as the front of the back in Fabric A and the back of the back is in Fabric B. Complex combinations will incur a 5% upcharge. Fabric combination forms are required at the time of order. Contact Customer Service for fabric combination forms or assistance.

### FABRIC APPLICATION:

Standard procedure is for Integra to match all fabrics that require matching such as plaids, prints, or stripes. If matching is not desired, this must be clearly noted on the purchase order. Integra will apply textiles to upholstered items in the manner which we deem to be the most appealing.



Standard procedure is for Integra to cut all fabrics non-railroaded unless otherwise clearly specified on the purchase order. See the diagrams above for a visual description of non-railroaded vs railroaded applications. To ensure correct cutting and application of the fabric, it is suggested that a clearly marked sample is sent with the purchase order when requesting a non-standard application of the fabric. Please note that when railroading fabric, it is possible that additional yardage may be required. Integra assumes no responsibility for the direction in which the textiles are applied unless it is clearly specified on the purchase order.

### FABRIC REPEATS:

**Fabric with larger repeats or smaller roll widths may require additional fabric than what is noted in the price list. Standard upholstery textile rolls are 54-inch wide. The yardage amounts noted are based upon 54-inch wide textiles without a pattern repeat.** For calculating additional yardage due to pattern repeat or a roll less than 54" wide, see chart below to match roll width with repeat amount. For the specific textile, with both the vertical & horizontal repeat measurements, use the larger of the two repeats then use the chart below for additional yardage requirements. Add the required additional % to the COM yardage amount noted in the current Integra Price List for total yardage needed per furniture item.

UPH. TEXTILE ROLL WIDTH	SOLID NO REPEAT	REPEAT OF 2"-14"	REPEAT OF 15"-19"	REPEAT OF 20"-27"	REPEAT OF 28"-36"
54"	0%	10%	15%	20%	25%
50" - 53"	16%	20%	25%	30%	35%
48"	16%	25%	30%	35%	40%
45"	40%	50%	55%	60%	65%
36"	50%	60%	65%	70%	75%

Contact Integra Customer Service at 800-235-0234 x4 with any questions.

For graded-in fabrics, this additional fabric yardage will be noted and charged as a separate line on the quotation, sales order, and invoice.

## DESIGN AND SPECIFICATIONS (CONTINUED)

### CUSTOMER'S OWN MATERIAL (C.O.M.) POLICY:

Integra will work with customer's own material with approval. A memo sample of the fabric must be sent to the factory before the fabric can be approved for upholstery purposes only; this approval is NOT an indicator of how it will perform in the field. Following approval, you will be advised of any additional yardage which may be required for your order and any upcharges for special handling and/or hand cutting. COM combo yardage will increase yardage. Contact Customer Service for combo yardage summary. COM yardage estimates are based upon 54-inch wide textiles without pattern repeat. **COM must be on one continuous roll or the same dye lot and consistent repeat.** A memo sample of your fabric should accompany the purchase order to properly identify your fabric when it arrives at the factory.

Please note that all C.O.M. fabrics must ship freight prepaid (collect shipments will not be accepted) and should be properly labeled for your order. Ship to:

Integra, Inc.  
Tag for: (Your PO# of the order it is to be applied to)  
810 Wisconsin Street  
Walworth, WI 53184

The prices shown for COM include the product and only the labor for the fabric's application. The cost of fabric and freight costs to ship the fabric is the customer's responsibility. The performance of any fabric is the responsibility of the fabric supplier. Integra does not offer any warranty to fabrics. While we inspect fabrics for mill imperfections, some are difficult to recognize. We cannot be responsible for defects, color inaccuracies, dye lot variations, and other flaws. Under no circumstances will Integra assume responsibility for COM/COL shortages, flaws, or other such problems. While we make a concerted effort to control COM/COL materials, it is not our responsibility to monitor the receipt of these materials in order to meet delivery deadlines and we assume that customers are aware of any undue delay in delivery of their COM/COL materials.

**Integra does not warranty fabrics and is not responsible for any replacement fabric, covers, or re-upholstery labor costs for failed fabrics whether graded-in or sent to us as a COM/COL. We can provide a quote for new covers at the time needed. Please contact the fabric companies for any warranty information on their own products.**

### WOOD FINISHES AND WOOD SPECIES:

Integra cannot be responsible for differences in color or tone between the finish sample and final finished product. This difference is due to the variations in natural material and finish surface size.

Standard Wood Species: Hard Maple

### Original Wood Finishes

- Vanilla
- Ginger
- Cinnamon
- Nutmeg
- Saffron
- Chili
- Clove
- Pepper

### Inspired Colors Wood Finishes

- Sugar
- Sea Salt
- Almond
- Jasmine
- Pewter Mist
- Poppy Seed
- Hazelnut
- Mocha

### CUSTOM WOOD FINISH (CWF):

Integra will accept custom finish orders. This could extend lead time. There is a \$300 NET flat fee upcharge for custom finish orders. An additional upcharge is possible depending on stain. Paint finish will not be accepted. Send a wood sample which will be matched and returned to you for sign off approval. When the approval is received by Integra, the order will be entered into production. Custom wood finishes are valid for a minimum of 2 years.

### METAL POWDER COAT FINISHES:

- Glacier
- Chalk
- Cement
- Silver
- Fossil
- Bronze
- Bark
- Slate
- Onyx





## DESIGN AND SPECIFICATIONS (CONTINUED)

### LAMINATE:

On many Integra Tables, Table Arms, and Arm Caps, laminate is a top option. Please see each series for availability. Pricing for laminates falls into the following categories:

#### Stocked Laminates

Integra has chosen specific laminates to match our standard wood finishes where possible. Contact Customer Service for a list of standard laminates. See LAM Price in Price List.

#### Other Laminates

Any laminate not in our stocked program, including custom or premium, will incur a \$50 NET flat fee upcharge per laminate selection on each order. Orders with custom laminate or special finishes may have extended lead times.

### SOLID SURFACE:

Stocked Solid Surfaces: See current listing of Stocked Solid Surfaces

Non-Stocked Solid Surfaces: Upcharges will apply

### MOISTURE BARRIER:

A moisture barrier option is available for all styles of Integra seat units. A polyurethane layer is placed between the fabric and the foam to protect the foam from any moisture. There is an upcharge for this option; please see Product Options in each series for availability, current pricing and yardage requirements per item. Moisture Barrier may telegraph through thinner textiles.

### CALIFORNIA TB 117 AND 133 COMPLIANCE:

All Integra products with standard fabrics pass CA TB 117 fire code requirements, and are able to pass CA TB 133 using approved fabric and **fire wall**. Contact factory for information regarding approved fabrics which meet the requirements of this technical bulletin. Application of **fire wall** for TB 133 compliance requires an upcharge; see Product Options in each series for availability, current pricing and yardage requirements per item. We cannot be responsible for flame retardancy of C.O.M. fabrics; please consult published technical data of fabric suppliers. NOTE: CA TB 133 option not available with leather.

## PACKAGING & SHIPPING

### FREIGHT:

Shipments to AZ, NM, CA, OR, WA, ID, MT & NV over \$10,000 List include freight charges. Shipments to all other states within the Contiguous US over \$7,500 List include freight charges. Please note that cartoned shipments can incur additional expenses from our freight carriers. Please contact Integra Customer Service for upcharges.

Shipments made outside the Contiguous United States will be cartoned and shipped to the Port of Exit. Cartoning charges will apply; customer is responsible for freight charges from the Port of Exit to the final destination.

Integra's standard method is to set-up and blanket wrap furniture for shipping. This requires coordination with the freight company in order to meet and unload the truck at the destination. Furniture is assembled and will need to be inspected and set in place.

Integra will require receiving information at the time of the order and will advise estimated unloading time allotted for delivery. A loading dock to accommodate a 53' trailer is required for all shipments from Integra. Please note, improper loading dock at receiving point, lack of appropriate personnel to unload product and/or excessive unloading time will incur additional charges.

At time of delivery, blankets are removed and returned with driver. Inspection & damage must be noted within time allotted for unloading.

Should the freight company discover improper loading dock or inadequate personnel for unloading at time of delivery, the freight carrier reserves the right to have freight returned; this will incur reconsignment and reshipping charges which will be billed to the customer's account and will be due before the 2nd delivery attempt.

### SPECIFIC DATE DELIVERY:

If a shipment requires a specific day of delivery or time-specific delivery, additional charges will be applied by the freight company which will be added to your invoice. Shipments to New York City and Washington DC metro areas will also incur additional expenses from our freight carriers. Please contact Customer Service for upcharges.

### CARTON CHARGES:

In certain cases, and as an option, we can carton our furniture for shipping. The following cartoning charges will apply:

Carton Charges: \$35 NET per chair; \$50 NET per settee; \$65 NET per sofa. Tables: \$35 NET up to 24x24x24 in size; \$50 NET up to 36x36x36 in size and all oval, half oval and rectangular tables. 42x42 and 48x48 tables will be blanket-wrapped only; they cannot be cartoned. Please note that cartoned shipments can incur additional expenses from our freight carriers. Please contact Integra Customer Service for upcharges.

### MINIMUM ORDER FREIGHT CHARGE:

Shipments to AZ, NM, CA, OR, WA, ID, MT & NV under \$10,000 List will incur a \$500 NET Freight Charge. Shipments to all other states within the Contiguous US under \$7,500 List will incur a \$300 NET Freight Charge.

### FREIGHT DAMAGE CLAIMS:

All Integra products are carefully inspected prior to shipment from the factory. Title to products is passed to the purchaser and Integra's responsibility ceases when the shipment is accepted for transportation by a carrier. Freight claims are the responsibility of the customer. All shipments should be carefully inspected before acceptance and the customer MUST record any damage on both copies of the freight bill, signed by the customer and the driver. Concealed damage reports must be made to the carrier within 10 days after delivery or the carrier will not be responsible. All packing materials involved in a damage claim must be saved in their original condition until they have been inspected by the proper agent.

### STORAGE:

If a customer is unable to accept delivery of merchandise when Integra is ready to make a shipment, Integra reserves the right to transfer merchandise to storage. Transfer to storage and storage charges will be at customer's expense. Transfer to storage shall constitute delivery for all intents and purposes, including invoicing and payment.