



beautifully strong | by design

Integra[®]

ALPINE LOUNGE COLLECTION

ALTA	ALC 2 - 3
APRÈS	ALC 4 - 5
BRIGHTON	ALC 6 - 7
SOLITUDE	ALC 8 - 9
SUMMIT	ALC 10 - 12
ALPINE OTTOMANS	ALC 13
ALPINE TABLES	ALC 14 - 24

**EFFECTIVE
APRIL 15, 2025
ADD 5%
INCREASE TO
ALL PRODUCTS**



ALPINE LOUNGE COLLECTION | ALTA



CERTIFIED
CLEAN AIR GOLD



COMPONENT-BASED
CONSTRUCTION

2K STATIC
CAPACITY

1K DROP
CAPACITY

ALTA CHAIRS WITH CLEAN-OUT SEAT

STEEL LEGS/BASE WITH POWDER COAT (PC) OR BRUSHED CHROME (BC)

	MODEL	YARDS	COM	M	COL				S	T	U	W/WL
CHAIR WITH BAR LEGS W: 31.5 D: 34 H: 37 SW: 23 SD: 21 SH: 18.5 BH: 23.5 AH: 22-25	ALSC-1PC	5.5	3339	3543	3790	4016	4258	4494	4736	4973	5330	
	ALSC-1BC	5.5	3339	3543	3790	4016	4258	4494	4736	4973	5330	
CHAIR WITH SLED BASE W: 31.5 D: 34 H: 37 SW: 23 SD: 21 SH: 18.5 BH: 23.5 AH: 22-25	ALSCS-1PC	5.5	2959	3163	3410	3636	3878	4114	4356	4593	4950	
	ALSCS-1BC	5.5	2959	3163	3410	3636	3878	4114	4356	4593	4950	



ALTA | SEAT OPTIONS

	MODEL	DESCRIPTION	PRICE
ISLAND SEAT / ALL-SIDE CLEAN-OUT	ALSI	All sides clean out. Includes Metal Sleeves.	99 LIST



ALTA | ARM CAP OPTIONS

	MODEL	GRADE	A	B	C	D
SOLID SURFACE ARM CAPS	ACALS	Stocked Solid Surface	402 LIST/PR	436 LIST/PR	488 LIST/PR	568 LIST/PR
		Non-stocked (per color, per order) ADD	410 NET	450 NET	490 NET	520 NET



NOTE: Arm Caps are contoured; they are not flat.

	MODEL	DESCRIPTION	PRICE
WOOD ARM CAPS	ACALM	Solid Wood. Specify finish.	378 LIST/PR



NOTE: Arm Caps are contoured; they are not flat.

Custom Wood Finish (CWF) is a one-time upcharge of 300 NET per color.

PRODUCT OPTIONS

- MOISTURE BARRIER** \$48 List / Yard; NOTE: Moisture Barrier may telegraph through thinner textiles.
- FIRE WALL / CA T.B. 133** \$82 List / Yard
- TAMPER-RESISTANT FASTENERS** \$56 List / Yard



ALTA OTTOMAN WITH SLED BASE

	MODEL	YARDS	COM	M	COL							W/WL
					O	P	R	S	T	U		
OTTOMAN WITH SLED BASE	ALOTTO	1.5	1092	1148	1215	1277	1343	1407	1473	1538	1635	

W: 24 D: 24.5 H: 11.5



PRODUCT OPTIONS

MOISTURE BARRIER \$48 List / Yard; NOTE: Moisture Barrier may telegraph through thinner textiles.
FIRE WALL / CA T.B. 133 \$82 List / Yard
TAMPER-RESISTANT FASTENERS \$56 List / Yard
WEIGHTED / THEFT DETERRENT \$333 List / 25 lb Weight






ALPINE LOUNGE COLLECTION | APRÈS






APRÈS 8" HIGH BAR LEGS


STEEL WITH POWDER COAT (PC) OR BRUSHED CHROME (BC)

	MODEL	YARDS	COM	M	COL		P	R	S	T	U	W/WL
					O							
CHAIR W: 34 D: 30.5 H: 33 SW: 24 SD: 21 SH: 19 BH: 16 AH: 25	 APB-1 PC	5.25	3215	3409	3646	3861	4092	4318	4549	4774	5116	
	APB-1 BC	5.25	3215	3409	3646	3861	4092	4318	4549	4774	5116	
	APB-2 PC	8	4459	4755	5115	5443	5795	6139	6491	6835	7355	
SETTEE W: 58 SW: 48	 APB-2 BC	8	4459	4755	5115	5443	5795	6139	6491	6835	7355	
	APB-3 PC	10.75	5688	6086	6570	7010	7483	7946	8419	8881	9580	
SOFA W: 82 SW: 72	 APB-3 BC	10.75	5688	6086	6570	7010	7483	7946	8419	8881	9580	

APRÈS 8" HIGH CYLINDER LEGS

	MODEL	YARDS	COM	M	COL		P	R	S	T	U	W/WL
					O							
CHAIR W: 34 D: 30.5 H: 33 SW: 24 SD: 21 SH: 19 BH: 16 AH: 25	 APC-1 PC	5.25	2675	2869	3106	3321	3552	3778	4009	4234	4576	
	APC-1 BC	5.25	2675	2869	3106	3321	3552	3778	4009	4234	4576	
	APC-2 PC	8	3919	4215	4575	4903	5255	5599	5951	6295	6815	
SETTEE W: 58 SW: 48	 APC-2 BC	8	3919	4215	4575	4903	5255	5599	5951	6295	6815	
	APC-3 PC	10.75	5148	5546	6030	6470	6943	7406	7879	8341	9040	
SOFA W: 82 SW: 72	 APC-3 BC	10.75	5148	5546	6030	6470	6943	7406	7879	8341	9040	

APRÈS | ARM CAP OPTIONS

	MODEL	GRADE	A	B	C	D
SOLID SURFACE ARM CAPS 	ACAPS	Stocked Solid Surface	440 LIST/PR	478 LIST/PR	534 LIST/PR	624 LIST/PR
		Non-stocked (per color, per order) ADD	410 NET	450 NET	490 NET	520 NET

NOTE: Arm Caps are contoured; they are not flat.

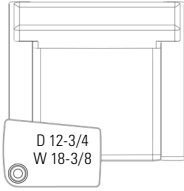
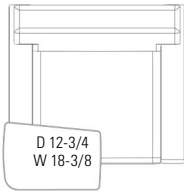
	MODEL	DESCRIPTION	PRICE
WOOD ARM CAPS 	ACAPM	Solid Wood. Specify finish.	378 LIST/PR

NOTE: Arm Caps are contoured; they are not flat.

Custom Wood Finish (CWF) is a one-time upcharge of 300 NET per color.



Tablets available in Upholstered Arms with and without Arm Caps.

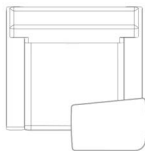
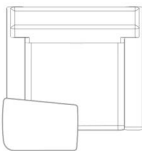


With Cup Holder Option

CHOOSE POSITION

(4)

(5)



(4) - Tablet on right as seated

(5) - Tablet on left as seated

SOLID SURFACE TABLET OPTION

MODEL	GRADE		A	B	C	D
ST-(4/5)	Stocked		790 LIST	828 LIST	886 LIST	976 LIST
	Non-stocked (per color, per order)	ADD	410 NET	450 NET	490 NET	520 NET

LAMINATE OVER PLYWOOD CORE/EDGE TABLET OPTION

MODEL	GRADE		PRICE
LT-(4/5)	Stocked (Laminate tablets have a plywood edge. Specify finish.)		598 LIST
	Non-stocked (per color, per order)	ADD	50 NET

VENEER OVER PLYWOOD CORE/EDGE TABLET OPTION

MODEL	GRADE		PRICE
VT-(4/5)	Standard Wood Finish		598 LIST
	Custom Finish (one time charge per color)	ADD	300 NET

CUP HOLDER

MODEL	FINISH	PRICE
CUPIN	Brushed Aluminum	236 LIST

PRODUCT OPTIONS

- MOISTURE BARRIER** \$48 List / Yard; NOTE: Moisture Barrier may telegraph through thinner textiles.
- FIRE WALL / CA T.B. 133** \$82 List / Yard
- TAMPER-RESISTANT FASTENERS** \$56 List / Yard
- WEIGHTED / THEFT DETERRENT** \$333 List / 25 lb Weight
- \$666 List / 50 lb Weight






ALPINE LOUNGE COLLECTION | BRIGHTON






BRIGHTON - CLEAN-OUT SEAT

SOLID STEEL BAR LEGS WITH POWDER COAT (PC) OR BRUSHED CHROME (BC)

	MODEL	YARDS	COM	M	COL						W/WL
					O	P	R	S	T	U	
CHAIR W: 28 D: 28 H: 34 SW: 22 SD: 19.5 SH: 18.5 BH: 17 AH: 26 	BR-1 PC	5	3223	3408	3633	3838	4058	4273	4493	4708	5033
	BR-1 BC	5	3223	3408	3633	3838	4058	4273	4493	4708	5033
BRIGHTON WIDE W: 32 SW: 26 	BRW-1 PC	5.5	3409	3613	3860	4086	4328	4564	4806	5043	5400
	BRW-1 BC	5.5	3409	3613	3860	4086	4328	4564	4806	5043	5400
SETTEE W: 50 SW: 44 	BR-2 PC	7.5	4331	4609	4946	5254	5584	5906	6236	6559	7046
	BR-2 BC	7.5	4331	4609	4946	5254	5584	5906	6236	6559	7046

BRIGHTON - ALL SIDES CLEAN-OUT

	MODEL	YARDS	COM	M	COL						W/WL
					O	P	R	S	T	U	
CHAIR W: 28 D: 28 H: 34 SW: 22 SD: 19.5 SH: 18.5 BH: 17 AH: 26 	BRSI-1 PC	4.75	3223	3399	3613	3807	4016	4221	4430	4634	4943
	BRSI-1 BC	4.75	3223	3399	3613	3807	4016	4221	4430	4634	4943
BRIGHTON WIDE W: 32 SW: 26 	BRWSI-1 PC	5.25	3409	3603	3840	4055	4286	4512	4743	4968	5310
	BRWSI-1 BC	5.25	3409	3603	3840	4055	4286	4512	4743	4968	5310
SETTEE W: 50 SW: 44 	BRSI-2 PC	7	4331	4590	4905	5192	5500	5801	6109	6410	6865
	BRSI-2 BC	7	4331	4590	4905	5192	5500	5801	6109	6410	6865

NOTE: For all sizes, the front panel under seat is removed with the All Sides Clean-out option.

BRIGHTON | ARM CAP OPTIONS

MODEL	GRADE	A	B	C	D	
SOLID SURFACE ARM CAPS	ACBRS	Stocked Solid Surface	272 LIST/PR	300 LIST/PR	336 LIST/PR	396 LIST/PR
		Non-stocked (per color, per order)	ADD 410 NET	450 NET	490 NET	520 NET



NOTE: Arm Caps are contoured; they are **not flat**.

MODEL	DESCRIPTION	PRICE
ACBRM	Solid Wood. Specify finish.	318 LIST/PR

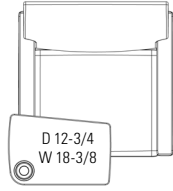
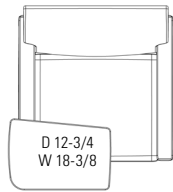


NOTE: Arm Caps are contoured; they are **not flat**.

Custom Wood Finish (CWF) is a one-time upcharge of 300 NET per color.



Tablets available in Upholstered Arms with and without Arm Caps.

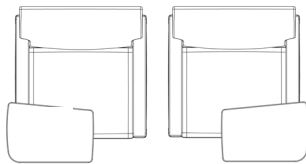


With Cup Holder Option

CHOOSE POSITION

(4)

(5)



(4) - Tablet on right as seated

(5) - Tablet on left as seated

SOLID SURFACE TABLET OPTION

MODEL	GRADE		A	B	C	D
ST-(4/5)	Stocked		790 LIST	828 LIST	886 LIST	976 LIST
	Non-stocked (per color, per order)	ADD	410 NET	450 NET	490 NET	520 NET

LAMINATE OVER PLYWOOD CORE/EDGE TABLET OPTION

MODEL	GRADE		PRICE
LT-(4/5)	Stocked (Laminate tablets have a plywood edge. Specify finish.)		598 LIST
	Non-stocked (per color, per order)	ADD	50 NET

VENEER OVER PLYWOOD CORE/EDGE TABLET OPTION

MODEL	GRADE		PRICE
VT-(4/5)	Standard Wood Finish		598 LIST
	Custom Finish (one time charge per color)	ADD	300 NET

CUP HOLDER

MODEL	FINISH	PRICE
CUPIN	Brushed Aluminum	236 LIST

PRODUCT OPTIONS

MOISTURE BARRIER \$48 List / Yard; NOTE: Moisture Barrier may telegraph through thinner textiles.

FIRE WALL / CA T.B. 133 \$82 List / Yard

TAMPER-RESISTANT FASTENERS \$56 List / Yard



ALPINE LOUNGE COLLECTION | SOLITUDE



CERTIFIED
CLEAN AIR GOLD



2K STATIC
CAPACITY

1K DROP
CAPACITY

SOLITUDE - CLEAN-OUT SEAT

STEEL CYLINDER LEGS WITH POWDER COAT (PC) OR BRUSHED CHROME (BC)

		MODEL	YARDS	COM	M	COL					W/WL	
						O	P	R	S	T	U	
CHAIR		SD-1 PC	4.5	2741	2908	3110	3295	3493	3686	3884	4078	4370
		SD-1 BC	4.5	2741	2908	3110	3295	3493	3686	3884	4078	4370
SOLITUDE WIDE		SDW-1 PC	5	2927	3112	3337	3542	3762	3977	4197	4412	4737
		SDW-1 BC	5	2927	3112	3337	3542	3762	3977	4197	4412	4737
SETTEE		SD-2 PC	7	3849	4108	4423	4710	5018	5319	5627	5928	6383
		SD-2 BC	7	3849	4108	4423	4710	5018	5319	5627	5928	6383

W: 28 D: 28 H: 34
 SW: 22 SD: 19.5 SH: 18.5
 BH: 17 AH: 26

W: 32
 SW: 26

W: 50
 SW: 44

SOLITUDE - ALL SIDES CLEAN-OUT

		MODEL	YARDS	COM	M	COL					W/WL	
						O	P	R	S	T	U	
CHAIR		SDSI-1 PC	4.25	2741	2898	3090	3264	3451	3634	3821	4003	4280
		SDSI-1 BC	4.25	2741	2898	3090	3264	3451	3634	3821	4003	4280
SOLITUDE WIDE		SDWSI-1-PC	4.75	2927	3103	3317	3511	3720	3925	4134	4338	4647
		SDWSI-1 BC	4.75	2927	3103	3317	3511	3720	3925	4134	4338	4647
SETTEE		SDSI-2 PC	6.5	3849	4090	4382	4649	4935	5214	5500	5780	6202
		SDSI-2 BC	6.5	3849	4090	4382	4649	4935	5214	5500	5780	6202

W: 28 D: 28 H: 34
 SW: 22 SD: 19.5 SH: 18.5
 BH: 17 AH: 26

W: 32
 SW: 26

W: 50
 SW: 44

NOTE: For all sizes, the front panel under seat is removed with the All Sides Clean-out option.

SOLITUDE | ARM CAP OPTIONS

MODEL	GRADE	A	B	C	D	
SOLID SURFACE ARM CAPS	ACS DS	Stocked Solid Surface	272 LIST/PR	300 LIST/PR	336 LIST/PR	396 LIST/PR
		Non-stocked (per color, per order)	ADD 410 NET	450 NET	490 NET	520 NET



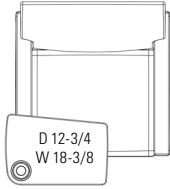
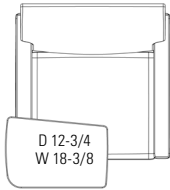
NOTE: Arm Caps are contoured; they are not flat.

MODEL	DESCRIPTION	PRICE
WOOD ARM CAPS	ACSDM Solid Wood. Specify finish.	318 LIST/PR



NOTE: Arm Caps are contoured; they are not flat.

Custom Wood Finish (CWF) is a one-time upcharge of 300 NET per color.

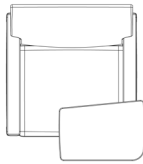
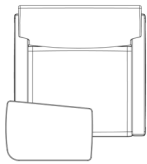


With Cup Holder Option

CHOOSE POSITION

(4)

(5)



(4) - Tablet on right as seated

(5) - Tablet on left as seated

SOLID SURFACE TABLET OPTION

MODEL	GRADE	A	B	C	D
ST-(4/5)	Stocked	790 LIST	828 LIST	886 LIST	976 LIST
	Non-stocked (per color, per order)	ADD 410 NET	450 NET	490 NET	520 NET

LAMINATE OVER PLYWOOD CORE/EDGE TABLET OPTION

MODEL	GRADE	PRICE
LT-(4/5)	Stocked (Laminate tablets have a plywood edge. Specify finish.)	598 LIST
	Non-stocked (per color, per order)	ADD 50 NET

VENEER OVER PLYWOOD CORE/EDGE TABLET OPTION

MODEL	GRADE	PRICE
VT-(4/5)	Standard Wood Finish	598 LIST
	Custom Finish (one time charge per color)	ADD 300 NET

CUP HOLDER

MODEL	FINISH	PRICE
CUPIN	Brushed Aluminum	236 LIST

PRODUCT OPTIONS

MOISTURE BARRIER \$48 List / Yard; NOTE: Moisture Barrier may telegraph through thinner textiles.

FIRE WALL / CA T.B. 133 \$82 List / Yard

TAMPER-RESISTANT FASTENERS \$56 List / Yard



ALPINE LOUNGE COLLECTION | SUMMIT





CERTIFIED
CLEAN AIR GOLD



SUMMIT SWIVEL CHAIRS

CLEAN-OUT SEAT DESIGN

	MODEL	YARDS	COM	M	COL O	P	R	S	T	U	W/WL
360° SWIVEL WITH SELF-RETURN BASE STATIC BASE W: 28 D: 28 H: 30.5 SW: 21 SD: 20.5 SH: 17.5 BH: 16 AH: 22	 SMB3	5	3142	3327	3552	3757	3977	4192	4412	4627	4952
	SMBST	5	3002	3187	3412	3617	3837	4052	4272	4487	4812
360° SWIVEL WITH SELF-RETURN BASE (XL) STATIC BASE (XL) W: 32 D: 28 H: 30.5 SW: 25 SD: 20.5 SH: 17.5 BH: 16 AH: 22	 SMXLB3	5.5	3592	3796	4043	4269	4511	4747	4989	5226	5583
	SMXLBST	5.5	3455	3659	3906	4132	4374	4610	4852	5089	5446



Standard Width
(SMB3 or SMBST)





XL Width
(SMXLB3 or SMXLBST)



Clean-Out Seat Design

SUMMIT WITH CYLINDER LEGS - SOLID WOOD OR METAL

	MODEL	YARDS	COM	M	COL O	P	R	S	T	U	W/WL
CYLINDER LEGS W: 28 D: 28 H: 30.5 SW: 21 SD: 20.5 SH: 17.5 BH: 16 AH: 22	 SML	5	2505	2690	2915	3120	3340	3555	3775	3990	4315
	NOTE: Cylinder Legs are available in Solid Wood or Steel (see next page for finish options).										
CYLINDER LEGS (XL) W: 32 D: 28 H: 30.5 SW: 25 SD: 20.5 SH: 17.5 BH: 16 AH: 22	 SMXLL	5.5	2745	2949	3196	3422	3664	3900	4142	4379	4736
	NOTE: Cylinder Legs are available in Solid Wood or Steel (see next page for finish options).										



Standard Width
(SML)



XL Width
(SMXLL)



Clean-Out Seat Design



SUMMIT WITH CYLINDER LEGS | LEG OPTIONS

	MODEL	DESCRIPTION	PRICE
STEEL CYLINDER LEGS WITH POWDER COAT FINISH	4SMC(_)	Powder coat color must be specified.	No Upcharge



	MODEL	DESCRIPTION	PRICE
STEEL CYLINDER LEGS WITH BRUSHED CHROME FINISH	4SMC		No Upcharge



	MODEL	DESCRIPTION	PRICE
SOLID WOOD LEGS	4SMCW	Standard wood finish must be specified.	No Upcharge



SUMMIT WITH CASTERS

	MODEL	YARDS	COM	M	COL							W/WL
					O	P	R	S	T	U		
2" CASTERS	SMC	5	2599	2784	3009	3214	3434	3649	3869	4084	4409	
W: 28 D: 28 H: 30.5 SW: 21 SD: 20.5 SH: 17.5 BH: 16 AH: 22	NOTE: Set of 4 Non-Locking Casters.											



2" CASTERS (XL)	SMXLC	5.5	2839	3043	3290	3516	3758	3994	4236	4473	4830
W: 32 D: 28 H: 30.5 SH: 25 SD: 20.5 SH: 17.5 BH: 16 AH: 22	NOTE: Set of 4 Non-Locking Casters.										



Standard Width (SMC)




XL Width (SMXLC)




Clean-Out Seat Design



SUMMIT | ARM CAP OPTIONS

	MODEL	GRADE	A	B	C	D	
SOLID SURFACE ARM CAPS		ACSMS	Stocked Solid Surface	374 LIST/PR	386 LIST/PR	402 LIST/PR	430 LIST/PR
			Non-stocked (per color, per order)	ADD 410 NET	450 NET	490 NET	520 NET




NOTE: Arm Caps are contoured; they are not flat and are not field replaceable.

	MODEL	DESCRIPTION	PRICE
WOOD ARM CAPS		ACSMM Solid Wood. Specify finish.	268 LIST/PR

NOTE: Arm Caps are contoured; they are not flat and are not field replaceable.

Custom Wood Finish (CWF) is a one-time upcharge of 300 NET per color.

SUMMIT OTTOMANS

	MODEL	YARDS	COM	M	COL								W/WL
					O	P	R	S	T	U			
360° SWIVEL BASE		SMOT19B	1.25	1535	1581	1638	1689	1744	1798	1853	1906	1988	
STATIC BASE		SMOT19S	1.25	1434	1480	1537	1588	1643	1697	1752	1805	1887	
CYLINDER LEGS		SMOT19L	1.25	980	1026	1083	1134	1189	1243	1298	1351	1433	
CASTERS		SMOT19C	1.25	972	1018	1075	1126	1181	1235	1290	1343	1425	

NOTE: Powder coat finish for base must be specified.

NOTE: Cylinder Legs are available in Solid Wood or Steel (see previous page for finish options).

NOTE: Casters are black.

PRODUCT OPTIONS

MOISTURE BARRIER \$48 List / Yard; NOTE: Moisture Barrier may telegraph through thinner textiles.
FIRE WALL / CA T.B. 133 \$82 List / Yard
TAMPER-RESISTANT FASTENERS \$56 List / Yard
PERMA-COAT WOOD LEG PROTECTOR \$38 List / Leg



ALPINE LOUNGE COLLECTION | OTTOMANS



CERTIFIED
CLEAN AIR GOLD



2K STATIC
CAPACITY

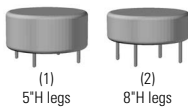
1K DROP
CAPACITY

ALPINE OTTOMANS - ROUND AND OVAL

STEEL CYLINDER LEGS OR BAR LEGS WITH POWDER COAT (PC) OR BRUSHED CHROME (BC)

30 ROUND

DIA: 30 H: 18



MODEL	LEG STYLE	YARDS	COM	M	COL							
					O	P	R	S	T	U/UL	W/WL	
AOC3C(1/2)	Cylinder Legs	2.5	1435	1528	1640	1743	1853	1960	2070	2178	2340	
AOC3B(1/2)	Bar Legs	2.5	1847	1940	2052	2155	2265	2372	2482	2590	2752	

36 ROUND

DIA: 36 H: 18



AOC4C(1/2)	Cylinder Legs	3	1660	1771	1906	2029	2161	2290	2422	2551	2746
AOC4B(1/2)	Bar Legs	3	2072	2183	2318	2441	2573	2702	2834	2963	3158

48 x 24 OVAL

W: 48 D: 24



AOV5C(1/2)	Cylinder Legs	3	1738	1849	1984	2107	2239	2368	2500	2629	2824
AOV5B(1/2)	Bar Legs	3	2150	2261	2396	2519	2651	2780	2912	3041	3236

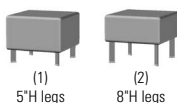
NOTE: Must choose 5"H Legs (1) or 8"H Legs (2)

ALPINE OTTOMANS - SQUARE AND RECTANGLE

22 SQUARE

W: 22 D: 22

H: 18



MODEL	LEG STYLE	YARDS	COM	M	COL							
					O	P	R	S	T	U/UL	W/WL	
AOR2C(1/2)	Cylinder Legs	1.5	1084	1140	1207	1269	1335	1399	1465	1530	1627	
AOR2B(1/2)	Bar Legs	1.5	1496	1552	1619	1681	1747	1811	1877	1942	2039	

48 x 22 RECTANGLE

W: 48 D: 22

H: 18



AOR4C(1/2)	Cylinder Legs	2	1460	1534	1624	1706	1794	1880	1968	2054	2184
AOR4B(1/2)	Bar Legs	2	1872	1946	2036	2118	2206	2292	2380	2466	2596

60 x 22 RECTANGLE

W: 60 D: 22

H: 18



AOR5C(1/2)	Cylinder Legs	3	1728	1839	1974	2097	2229	2358	2490	2619	2814
AOR5B(1/2)	Bar Legs	3	2140	2251	2386	2509	2641	2770	2902	3031	3226

72 x 22 RECTANGLE

W: 72 D: 22

H: 18



AOR6C(1/2)	Cylinder Legs	3.25	1920	2040	2187	2320	2463	2603	2746	2885	3097
AOR6B(1/2)	Bar Legs	3.25	2332	2452	2599	2732	2875	3015	3158	3297	3509

NOTE: Must choose 5"H Legs (1) or 8"H Legs (2)

PRODUCT OPTIONS

MOISTURE BARRIER \$48 List / Yard; NOTE: Moisture Barrier may telegraph through thinner textiles.

FIRE WALL / CA T.B. 133 \$82 List / Yard

TAMPER-RESISTANT FASTENERS \$56 List / Yard



ALPINE LOUNGE COLLECTION | TABLES

SOLID SURFACE TOPS COMPLIANT WITH CERTIFIED CLEAN AIR GOLD

ALPINE TABLES - ROUND

STEEL CYLINDER LEGS OR BAR LEGS WITH POWDER COAT (PC) OR BRUSHED CHROME (BC)

18 ROUND x 18H

DIA: 18 H: 18



MODEL	TOP (1.5"-THICK)		CYLINDER LEGS (1.25"-DIA) (CY)	BAR LEGS (BL)
ALPTB-F-MV18D-18()	Maple Veneer*		1328	1708
ALPTB-F-LM18D-18()	Stocked Laminate*		1328	1708
	Non-stocked (per color, per order)	ADD	50 NET	50 NET

NOTE: Custom Wood Finish (CWF) is a one-time upcharge of 300 NET per color.

MODEL	SOLID SURFACE TOP (1.5"-THICK)	CYLINDER LEGS (1.25"-DIA)			
		A	B	C	D
ALPTB-F-S18D-18CY	Stocked	1787 LIST	1787 LIST	2184 LIST	2548 LIST
	Non-stocked (per color, per order)	ADD 410 NET	450 NET	490 NET	520 NET

MODEL	SOLID SURFACE TOP (1.5"-THICK)	BAR LEGS			
		A	B	C	D
ALPTB-F-S18D-18BL	Stocked	2167 LIST	2167 LIST	2564 LIST	2928 LIST
	Non-stocked (per color, per order)	ADD 410 NET	450 NET	490 NET	520 NET

*Laminate and Veneer Tops are not compliant with Clean Air Gold Certification.

18 ROUND x 21H

DIA: 18 H: 21



MODEL	TOP (1.5"-THICK)		CYLINDER LEGS (1.25"-DIA) (CY)	BAR LEGS (BL)
ALPTB-F-MV18D-21()	Maple Veneer*		1336	1736
ALPTB-F-LM18D-21()	Stocked Laminate*		1336	1736
	Non-stocked (per color, per order)	ADD	50 NET	50 NET

NOTE: Custom Wood Finish (CWF) is a one-time upcharge of 300 NET per color.

MODEL	SOLID SURFACE TOP (1.5"-THICK)	CYLINDER LEGS (1.25"-DIA)			
		A	B	C	D
ALPTB-F-S18D-21CY	Stocked	1795 LIST	1795 LIST	2192 LIST	2556 LIST
	Non-stocked (per color, per order)	ADD 410 NET	450 NET	490 NET	520 NET

MODEL	SOLID SURFACE TOP (1.5"-THICK)	BAR LEGS			
		A	B	C	D
ALPTB-F-S18D-21BL	Stocked	2195 LIST	2195 LIST	2592 LIST	2956 LIST
	Non-stocked (per color, per order)	ADD 410 NET	450 NET	490 NET	520 NET

*Laminate and Veneer Tops are not compliant with Clean Air Gold Certification.

18 ROUND x 24H

DIA: 18 H: 24



MODEL	TOP (1.5"-THICK)		CYLINDER LEGS (1.25"-DIA) (CY)	BAR LEGS (BL)
ALPTB-F-MV18-D24()	Maple Veneer*		1348	1768
ALPTB-F-LM18D-24()	Stocked Laminate*		1348	1768
	Non-stocked (per color, per order)	ADD	50 NET	50 NET

NOTE: Custom Wood Finish (CWF) is a one-time upcharge of 300 NET per color.

MODEL	SOLID SURFACE TOP (1.5"-THICK)	CYLINDER LEGS (1.25"-DIA)			
		A	B	C	D
ALPTB-F-S18D-24CY	Stocked	1807 LIST	1807 LIST	2204 LIST	2568 LIST
	Non-stocked (per color, per order)	ADD 410 NET	450 NET	490 NET	520 NET

MODEL	SOLID SURFACE TOP (1.5"-THICK)	BAR LEGS			
		A	B	C	D
ALPTB-F-S18D-24BL	Stocked	2227 LIST	2227 LIST	2624 LIST	2988 LIST
	Non-stocked (per color, per order)	ADD 410 NET	450 NET	490 NET	520 NET

*Laminate and Veneer Tops are not compliant with Clean Air Gold Certification.



ALPINE TABLES - ROUND

21 ROUND x 18H

DIA: 21 H: 18



MODEL	TOP (1.5"-THICK)		CYLINDER LEGS (1.25"-DIA) (CY)	BAR LEGS (BL)
ALPTB-F-MV21D-18()	Maple Veneer*		1420	1800
ALPTB-F-LM21D-18()	Stocked Laminate*		1420	1800
	Non-stocked (per color, per order)	ADD	50 NET	50 NET

NOTE: Custom Wood Finish (CWF) is a one-time upcharge of 300 NET per color.

MODEL	SOLID SURFACE TOP(1.5"-THICK)	CYLINDER LEGS (1.25"-DIA)			
		A	B	C	D
ALPTB-F-S21D-18CY	Stocked	2089 LIST	2089 LIST	2585 LIST	3040 LIST
	Non-stocked (per color, per order)	ADD 410 NET	450 NET	490 NET	520 NET

MODEL	SOLID SURFACE TOP(1.5"-THICK)	BAR LEGS			
		A	B	C	D
ALPTB-F-S21D-18BL	Stocked	2469 LIST	2469 LIST	2965 LIST	3420 LIST
	Non-stocked (per color, per order)	ADD 410 NET	450 NET	490 NET	520 NET

*Laminate and Veneer Tops are not compliant with Clean Air Gold Certification.

21 ROUND x 21H

DIA: 21 H: 21



MODEL	TOP (1.5"-THICK)		CYLINDER LEGS (1.25"-DIA) (CY)	BAR LEGS (BL)
ALPTB-F-MV21D-21()	Maple Veneer*		1428	1828
ALPTB-F-LM21D-21()	Stocked Laminate*		1428	1828
	Non-stocked (per color, per order)	ADD	50 NET	50 NET

NOTE: Custom Wood Finish (CWF) is a one-time upcharge of 300 NET per color.

MODEL	SOLID SURFACE TOP (1.5"-THICK)	CYLINDER LEGS (1.25"-DIA)			
		A	B	C	D
ALPTB-F-S21D-21CY	Stocked	2097 LIST	2097 LIST	2593 LIST	3048 LIST
	Non-stocked (per color, per order)	ADD 410 NET	450 NET	490 NET	520 NET

MODEL	SOLID SURFACE TOP (1.5"-THICK)	BAR LEGS			
		A	B	C	D
ALPTB-F-S21D-21BL	Stocked	2497 LIST	2497 LIST	2993 LIST	3448 LIST
	Non-stocked (per color, per order)	ADD 410 NET	450 NET	490 NET	520 NET

*Laminate and Veneer Tops are not compliant with Clean Air Gold Certification.

21 ROUND x 24H

DIA: 21 H: 24



MODEL	TOP (1.5"-THICK)		CYLINDER LEGS (1.25"-DIA) (CY)	BAR LEGS (BL)
ALPTB-F-MV21D-24()	Maple Veneer*		1440	1860
ALPTB-F-LM21D-24()	Stocked Laminate*		1440	1860
	Non-stocked (per color, per order)	ADD	50 NET	50 NET

NOTE: Custom Wood Finish (CWF) is a one-time upcharge of 300 NET per color.

MODEL	SOLID SURFACE TOP (1.5"-THICK)	CYLINDER LEGS (1.25"-DIA)			
		A	B	C	D
ALPTB-F-S21D-24CY	Stocked	2109 LIST	2109 LIST	2605 LIST	3060 LIST
	Non-stocked (per color, per order)	ADD 410 NET	450 NET	490 NET	520 NET

MODEL	SOLID SURFACE TOP (1.5"-THICK)	BAR LEGS			
		A	B	C	D
ALPTB-F-S21D-24BL	Stocked	2529 LIST	2529 LIST	3025 LIST	3480 LIST
	Non-stocked (per color, per order)	ADD 410 NET	450 NET	490 NET	520 NET

*Laminate and Veneer Tops are not compliant with Clean Air Gold Certification.



ALPINE TABLES - ROUND

24 ROUND x 18H

DIA: 24 H: 18



MODEL	TOP (1.5"-THICK)		CYLINDER LEGS (1.25"-DIA) (CY)	BAR LEGS (BL)
ALPTB-F-MV24D-18()	Maple Veneer*		1523	1903
ALPTB-F-LM24D-18()	Stocked Laminate*		1523	1903
	Non-stocked (per color, per order)	ADD	50 NET	50 NET

NOTE: Custom Wood Finish (CWF) is a one-time upcharge of 300 NET per color.

MODEL	SOLID SURFACE TOP(1.5"-THICK)	CYLINDER LEGS (1.25"-DIA)			
		A	B	C	D
ALPTB-F-S24D-18CY	Stocked	2396 LIST	2396 LIST	2989 LIST	3537 LIST
	Non-stocked (per color, per order)	ADD 410 NET	450 NET	490 NET	520 NET

MODEL	SOLID SURFACE TOP(1.5"-THICK)	BAR LEGS			
		A	B	C	D
ALPTB-F-S24D-18BL	Stocked	2776 LIST	2776 LIST	3369 LIST	3917 LIST
	Non-stocked (per color, per order)	ADD 410 NET	450 NET	490 NET	520 NET

*Laminate and Veneer Tops are not compliant with Clean Air Gold Certification.

24 ROUND x 21H

DIA: 24 H: 21



MODEL	TOP (1.5"-THICK)		CYLINDER LEGS (1.25"-DIA) (CY)	BAR LEGS (BL)
ALPTB-F-MV24D-21()	Maple Veneer*		1531	1931
ALPTB-F-LM24D-21()	Stocked Laminate*		1531	1931
	Non-stocked (per color, per order)	ADD	50 NET	50 NET

NOTE: Custom Wood Finish (CWF) is a one-time upcharge of 300 NET per color.

MODEL	SOLID SURFACE TOP (1.5"-THICK)	CYLINDER LEGS (1.25"-DIA)			
		A	B	C	D
ALPTB-F-S24D-21CY	Stocked	2404 LIST	2404 LIST	2997 LIST	3545 LIST
	Non-stocked (per color, per order)	ADD 410 NET	450 NET	490 NET	520 NET

MODEL	SOLID SURFACE TOP (1.5"-THICK)	BAR LEGS			
		A	B	C	D
ALPTB-F-S24D-21BL	Stocked	2804 LIST	2804 LIST	3397 LIST	3945 LIST
	Non-stocked (per color, per order)	ADD 410 NET	450 NET	490 NET	520 NET

*Laminate and Veneer Tops are not compliant with Clean Air Gold Certification.

24 ROUND x 24H

DIA: 24 H: 24



MODEL	TOP (1.5"-THICK)		CYLINDER LEGS (1.25"-DIA) (CY)	BAR LEGS (BL)
ALPTB-F-MV24D-24()	Maple Veneer*		1543	1963
ALPTB-F-LM24D-24()	Stocked Laminate*		1543	1963
	Non-stocked (per color, per order)	ADD	50 NET	50 NET

NOTE: Custom Wood Finish (CWF) is a one-time upcharge of 300 NET per color.

MODEL	SOLID SURFACE TOP (1.5"-THICK)	CYLINDER LEGS (1.25"-DIA)			
		A	B	C	D
ALPTB-F-S24D-24CY	Stocked	2416 LIST	2416 LIST	3009 LIST	3557 LIST
	Non-stocked (per color, per order)	ADD 410 NET	450 NET	490 NET	520 NET

MODEL	SOLID SURFACE TOP (1.5"-THICK)	BAR LEGS			
		A	B	C	D
ALPTB-F-S24D-24BL	Stocked	2836 LIST	2836 LIST	3429 LIST	3977 LIST
	Non-stocked (per color, per order)	ADD 410 NET	450 NET	490 NET	520 NET

*Laminate and Veneer Tops are not compliant with Clean Air Gold Certification.



ALPINE TABLES - ROUND

30 ROUND x 18H

DIA: 29.5 H: 18



MODEL	TOP (1.5"-THICK)		CYLINDER LEGS (1.25"-DIA) (CY)	BAR LEGS (BL)
ALPTB-F-MV30D-18()	Maple Veneer*		1770	2150
ALPTB-F-LM30D-18()	Stocked Laminate*		1770	2150
	Non-stocked (per color, per order)	ADD	50 NET	50 NET

NOTE: Custom Wood Finish (CWF) is a one-time upcharge of 300 NET per color.

MODEL	SOLID SURFACE TOP(1.5"-THICK)	CYLINDER LEGS (1.25"-DIA)			
		A	B	C	D
ALPTB-F-S30D-18CY	Stocked	3005 LIST	3005 LIST	3797 LIST	4528 LIST
	Non-stocked (per color, per order)	ADD 410 NET	450 NET	490 NET	520 NET

MODEL	SOLID SURFACE TOP(1.5"-THICK)	BAR LEGS			
		A	B	C	D
ALPTB-S-30D18BL	Stocked	3385 LIST	3385 LIST	4177 LIST	4908 LIST
	Non-stocked (per color, per order)	ADD 410 NET	450 NET	490 NET	520 NET

*Laminate and Veneer Tops are not compliant with Clean Air Gold Certification.

30 ROUND x 21H

DIA: 29.5 H: 21



MODEL	TOP (1.5"-THICK)		CYLINDER LEGS (1.25"-DIA) (CY)	BAR LEGS (BL)
ALPTB-F-MV30D-21()	Maple Veneer*		1778	2178
ALPTB-F-LM30D-21()	Stocked Laminate*		1778	2178
	Non-stocked (per color, per order)	ADD	50 NET	50 NET

NOTE: Custom Wood Finish (CWF) is a one-time upcharge of 300 NET per color.

MODEL	SOLID SURFACE TOP (1.5"-THICK)	CYLINDER LEGS (1.25"-DIA)			
		A	B	C	D
ALPTB-F-S30D-21CY	Stocked	3013 LIST	3013 LIST	3805 LIST	4536 LIST
	Non-stocked (per color, per order)	ADD 410 NET	450 NET	490 NET	520 NET

MODEL	SOLID SURFACE TOP (1.5"-THICK)	BAR LEGS			
		A	B	C	D
ALPTB-F-S30D-21BL	Stocked	3413 LIST	3413 LIST	4205 LIST	4936 LIST
	Non-stocked (per color, per order)	ADD 410 NET	450 NET	490 NET	520 NET

*Laminate and Veneer Tops are not compliant with Clean Air Gold Certification.

30 ROUND x 24H

DIA: 29.5 H: 24



MODEL	TOP (1.5"-THICK)		CYLINDER LEGS (1.25"-DIA) (CY)	BAR LEGS (BL)
ALPTB-F-MV30D-24()	Maple Veneer*		1790	2210
ALPTB-F-LM30D-24()	Stocked Laminate*		1790	2210
	Non-stocked (per color, per order)	ADD	50 NET	50 NET

NOTE: Custom Wood Finish (CWF) is a one-time upcharge of 300 NET per color.

MODEL	SOLID SURFACE TOP (1.5"-THICK)	CYLINDER LEGS (1.25"-DIA)			
		A	B	C	D
ALPTB-F-S30D-24CY	Stocked	3025 LIST	3025 LIST	3817 LIST	4548 LIST
	Non-stocked (per color, per order)	ADD 410 NET	450 NET	490 NET	520 NET

MODEL	SOLID SURFACE TOP (1.5"-THICK)	BAR LEGS			
		A	B	C	D
ALPTB-F-S30D-24BL	Stocked	3445 LIST	3445 LIST	4237 LIST	4968 LIST
	Non-stocked (per color, per order)	ADD 410 NET	450 NET	490 NET	520 NET

*Laminate and Veneer Tops are not compliant with Clean Air Gold Certification.



ALPINE TABLES - ROUND

36 ROUND x 18H

DIA: 36 H: 18



MODEL	TOP (1.5"-THICK)		CYLINDER LEGS (1.25"-DIA) (CY)	BAR LEGS (BL)
ALPTB-F-MV36D-18()	Maple Veneer*		2081	2461
ALPTB-F-LM36D-18()	Stocked Laminate*		2081	2461
	Non-stocked (per color, per order)	ADD	50 NET	50 NET

NOTE: Custom Wood Finish (CWF) is a one-time upcharge of 300 NET per color.

MODEL	SOLID SURFACE TOP (1.5"-THICK)	CYLINDER LEGS (1.25"-DIA)			
		A	B	C	D
ALPTB-F-S36D-18CY	Stocked	4222 LIST	4222 LIST	5408 LIST	6504 LIST
	Non-stocked (per color, per order)	ADD 410 NET	450 NET	490 NET	520 NET

MODEL	SOLID SURFACE TOP (1.5"-THICK)	BAR LEGS			
		A	B	C	D
ALPTB-F-S36D-18BL	Stocked	4602 LIST	4602 LIST	5788 LIST	6884 LIST
	Non-stocked (per color, per order)	ADD 410 NET	450 NET	490 NET	520 NET

*Laminate and Veneer Tops are not compliant with Clean Air Gold Certification.

36 ROUND x 21H

DIA: 36 H: 21

MODEL	TOP (1.5"-THICK)		CYLINDER LEGS (1.25"-DIA) (CY)	BAR LEGS (BL)
ALPTB-F-MV36D-21()	Maple Veneer*		2089	2489
ALPTB-F-LM36D-21()	Stocked Laminate*		2089	2489
	Non-stocked (per color, per order)	ADD	50 NET	50 NET

NOTE: Custom Wood Finish (CWF) is a one-time upcharge of 300 NET per color.

MODEL	SOLID SURFACE TOP (1.5"-THICK)	CYLINDER LEGS (1.25"-DIA)			
		A	B	C	D
ALPTB-F-S36D-21CY	Stocked	4230 LIST	4230 LIST	5416 LIST	6512 LIST
	Non-stocked (per color, per order)	ADD 410 NET	450 NET	490 NET	520 NET

MODEL	SOLID SURFACE TOP (1.5"-THICK)	BAR LEGS			
		A	B	C	D
ALPTB-F-S36D-21BL	Stocked	4630 LIST	4630 LIST	5816 LIST	6912 LIST
	Non-stocked (per color, per order)	ADD 410 NET	450 NET	490 NET	520 NET

*Laminate and Veneer Tops are not compliant with Clean Air Gold Certification.

36 ROUND x 24H

DIA: 36 H: 24

MODEL	TOP (1.5"-THICK)		CYLINDER LEGS (1.25"-DIA) (CY)	BAR LEGS (BL)
ALPTB-F-MV36D-24()	Maple Veneer*		2101	2521
ALPTB-F-LM36D-24()	Stocked Laminate*		2101	2521
	Non-stocked (per color, per order)	ADD	50 NET	50 NET

NOTE: Custom Wood Finish (CWF) is a one-time upcharge of 300 NET per color.

MODEL	SOLID SURFACE TOP (1.5"-THICK)	CYLINDER LEGS (1.25"-DIA)			
		A	B	C	D
ALPTB-F-S36D-24CY	Stocked	4242 LIST	4242 LIST	5428 LIST	6524 LIST
	Non-stocked (per color, per order)	ADD 410 NET	450 NET	490 NET	520 NET

MODEL	SOLID SURFACE TOP (1.5"-THICK)	BAR LEGS			
		A	B	C	D
ALPTB-F-S36D-24BL	Stocked	4662 LIST	4662 LIST	5848 LIST	6944 LIST
	Non-stocked (per color, per order)	ADD 410 NET	450 NET	490 NET	520 NET

*Laminate and Veneer Tops are not compliant with Clean Air Gold Certification.



ALPINE TABLES - SQUARE

18 SQUARE x 18H

W: 18 D: 18 H: 18



MODEL	TOP (1.5"-THICK)		CYLINDER LEGS (1.25"-DIA) (CY)	BAR LEGS (BL)
ALPTB-F-MV1818-18()	Maple Veneer*		1235	1615
ALPTB-F-LM1818-18()	Stocked Laminate*		1235	1615
	Non-stocked (per color, per order)	ADD	50 NET	50 NET

NOTE: Custom Wood Finish (CWF) is a one-time upcharge of 300 NET per color.

MODEL	SOLID SURFACE TOP (1.5"-THICK)	CYLINDER LEGS (1.25"-DIA)			
		A	B	C	D
ALPTB-F-S1818-18CY	Stocked	1484 LIST	1484 LIST	1860 LIST	2134 LIST
	Non-stocked (per color, per order)	ADD 410 NET	450 NET	490 NET	520 NET

MODEL	SOLID SURFACE TOP (1.5"-THICK)	BAR LEGS			
		A	B	C	D
ALPTB-F-S1818-18BL	Stocked	1864 LIST	1864 LIST	2240 LIST	2514 LIST
	Non-stocked (per color, per order)	ADD 410 NET	450 NET	490 NET	520 NET

*Laminate and Veneer Tops are not compliant with Clean Air Gold Certification.

18 SQUARE x 21H

W: 18 D: 18 D: 21



MODEL	TOP (1.5"-THICK)		CYLINDER LEGS (1.25"-DIA) (CY)	BAR LEGS (BL)
ALPTB-F-MV1818-21()	Maple Veneer*		1243	1643
ALPTB-F-LM1818-21()	Stocked Laminate*		1243	1643
	Non-stocked (per color, per order)	ADD	50 NET	50 NET

NOTE: Custom Wood Finish (CWF) is a one-time upcharge of 300 NET per color.

MODEL	SOLID SURFACE TOP (1.5"-THICK)	CYLINDER LEGS (1.25"-DIA)			
		A	B	C	D
ALPTB-F-S1818-21CY	Stocked	1492 LIST	1492 LIST	1868 LIST	2142 LIST
	Non-stocked (per color, per order)	ADD 410 NET	450 NET	490 NET	520 NET

MODEL	SOLID SURFACE TOP (1.5"-THICK)	BAR LEGS			
		A	B	C	D
ALPTB-F-S1818-21BL	Stocked	1892 LIST	1892 LIST	2268 LIST	2542 LIST
	Non-stocked (per color, per order)	ADD 410 NET	450 NET	490 NET	520 NET

*Laminate and Veneer Tops are not compliant with Clean Air Gold Certification.

18 SQUARE x 24H

W: 18 D: 18 H: 24



MODEL	TOP (1.5"-THICK)		CYLINDER LEGS (1.25"-DIA) (CY)	BAR LEGS (BL)
ALPTB-F-MV1818-24()	Maple Veneer*		1255	1675
ALPTB-F-LM1818-24()	Stocked Laminate*		1255	1675
	Non-stocked (per color, per order)	ADD	50 NET	50 NET

NOTE: Custom Wood Finish (CWF) is a one-time upcharge of 300 NET per color.

MODEL	SOLID SURFACE TOP (1.5"-THICK)	CYLINDER LEGS (1.25"-DIA)			
		A	B	C	D
ALPTB-F-S1818-24CY	Stocked	1504 LIST	1504 LIST	1880 LIST	2154 LIST
	Non-stocked (per color, per order)	ADD 410 NET	450 NET	490 NET	520 NET

MODEL	SOLID SURFACE TOP (1.5"-THICK)	BAR LEGS			
		A	B	C	D
ALPTB-F-S1818-24BL	Stocked	1924 LIST	1924 LIST	2300 LIST	2574 LIST
	Non-stocked (per color, per order)	ADD 410 NET	450 NET	490 NET	520 NET

*Laminate and Veneer Tops are not compliant with Clean Air Gold Certification.



ALPINE TABLES - SQUARE

21 SQUARE x 18H

W: 21 D: 21 H: 18



MODEL	TOP (1.5"-THICK)		CYLINDER LEGS (1.25"-DIA) (CY)	BAR LEGS (BL)
ALPTB-F-MV2121-18()	Maple Veneer*		1310	1690
ALPTB-F-LM2121-18()	Stocked Laminate*		1310	1690
	Non-stocked (per color, per order)	ADD	50 NET	50 NET

NOTE: Custom Wood Finish (CWF) is a one-time upcharge of 300 NET per color.

MODEL	SOLID SURFACE TOP (1.5"-THICK)	CYLINDER LEGS (1.25"-DIA)			
		A	B	C	D
ALPTB-F-S2121-18CY	Stocked	1787 LIST	1787 LIST	2184 LIST	2548 LIST
	Non-stocked (per color, per order)	ADD 410 NET	450 NET	490 NET	520 NET

MODEL	SOLID SURFACE TOP (1.5"-THICK)	BAR LEGS			
		A	B	C	D
ALPTB-F-S2121-18BL	Stocked	2167 LIST	2167 LIST	2564 LIST	2928 LIST
	Non-stocked (per color, per order)	ADD 410 NET	450 NET	490 NET	520 NET

*Laminate and Veneer Tops are not compliant with Clean Air Gold Certification.

21 SQUARE x 21H

W: 21 D: 21 H: 21



MODEL	TOP (1.5"-THICK)		CYLINDER LEGS (1.25"-DIA) (CY)	BAR LEGS (BL)
ALPTB-F-MV2121-21()	Maple Veneer*		1318	1718
ALPTB-F-LM2121-21()	Stocked Laminate*		1318	1718
	Non-stocked (per color, per order)	ADD	50 NET	50 NET

NOTE: Custom Wood Finish (CWF) is a one-time upcharge of 300 NET per color.

MODEL	SOLID SURFACE TOP (1.5"-THICK)	CYLINDER LEGS (1.25"-DIA)			
		A	B	C	D
ALPTB-F-S2121-21CY	Stocked	1795 LIST	1795 LIST	2192 LIST	2556 LIST
	Non-stocked (per color, per order)	ADD 410 NET	450 NET	490 NET	520 NET

MODEL	SOLID SURFACE TOP (1.5"-THICK)	BAR LEGS			
		A	B	C	D
ALPTB-F-S2121-21BL	Stocked	2195 LIST	2195 LIST	2592 LIST	2956 LIST
	Non-stocked (per color, per order)	ADD 410 NET	450 NET	490 NET	520 NET

*Laminate and Veneer Tops are not compliant with Clean Air Gold Certification.

21 SQUARE x 24H

W: 21 D: 21 H: 24



MODEL	TOP (1.5"-THICK)		CYLINDER LEGS (1.25"-DIA) (CY)	BAR LEGS (BL)
ALPTB-F-MV2121-24()	Maple Veneer*		1330	1750
ALPTB-F-LM2121-24()	Stocked Laminate*		1330	1750
	Non-stocked (per color, per order)	ADD	50 NET	50 NET

NOTE: Custom Wood Finish (CWF) is a one-time upcharge of 300 NET per color.

MODEL	SOLID SURFACE TOP (1.5"-THICK)	CYLINDER LEGS (1.25"-DIA)			
		A	B	C	D
ALPTB-F-S2121-24CY	Stocked	1807 LIST	1807 LIST	2204 LIST	2568 LIST
	Non-stocked (per color, per order)	ADD 410 NET	450 NET	490 NET	520 NET

MODEL	SOLID SURFACE TOP (1.5"-THICK)	BAR LEGS			
		A	B	C	D
ALPTB-F-S2121-24BL	Stocked	2227 LIST	2227 LIST	2624 LIST	2988 LIST
	Non-stocked (per color, per order)	ADD 410 NET	450 NET	490 NET	520 NET

*Laminate and Veneer Tops are not compliant with Clean Air Gold Certification.



ALPINE TABLES - SQUARE

24 SQUARE x 18H

W: 24 D: 24 H: 18



MODEL	TOP (1.5"-THICK)		CYLINDER LEGS (1.25"-DIA) (CY)	BAR LEGS (BL)
ALPTB-F-MV2424-18()	Maple Veneer*		1474	1854
ALPTB-F-LM2424-18()	Stocked Laminate*		1474	1854
	Non-stocked (per color, per order)	ADD	50 NET	50 NET

NOTE: Custom Wood Finish (CWF) is a one-time upcharge of 300 NET per color.

MODEL	SOLID SURFACE TOP (1.5"-THICK)	CYLINDER LEGS (1.25"-DIA)			
		A	B	C	D
ALPTB-F-S2424-18CY	Stocked	2092 LIST	2092 LIST	2586 LIST	3045 LIST
	Non-stocked (per color, per order)	ADD 410 NET	450 NET	490 NET	520 NET

MODEL	SOLID SURFACE TOP (1.5"-THICK)	BAR LEGS			
		A	B	C	D
ALPTB-F-S2424-18BL	Stocked	2472 LIST	2472 LIST	2966 LIST	3425 LIST
	Non-stocked (per color, per order)	ADD 410 NET	450 NET	490 NET	520 NET

*Laminate and Veneer Tops are not compliant with Clean Air Gold Certification.

24 SQUARE x 21H

W: 24 D: 24 H: 21



MODEL	TOP (1.5"-THICK)		CYLINDER LEGS (1.25"-DIA) (CY)	BAR LEGS (BL)
ALPTB-F-MV2424-21()	Maple Veneer*		1482	1882
ALPTB-F-LM2424-21()	Stocked Laminate*		1482	1882
	Non-stocked (per color, per order)	ADD	50 NET	50 NET

NOTE: Custom Wood Finish (CWF) is a one-time upcharge of 300 NET per color.

MODEL	SOLID SURFACE TOP (1.5"-THICK)	CYLINDER LEGS (1.25"-DIA)			
		A	B	C	D
ALPTB-F-S2424-21CY	Stocked	2100 LIST	2100 LIST	2594 LIST	3053 LIST
	Non-stocked (per color, per order)	ADD 410 NET	450 NET	490 NET	520 NET

MODEL	SOLID SURFACE TOP (1.5"-THICK)	BAR LEGS			
		A	B	C	D
ALPTB-F-S-2424-21BL	Stocked	2500 LIST	2500 LIST	2994 LIST	3453 LIST
	Non-stocked (per color, per order)	ADD 410 NET	450 NET	490 NET	520 NET

*Laminate and Veneer Tops are not compliant with Clean Air Gold Certification.

24 SQUARE x 24H

W: 24 D: 24 H: 24



MODEL	TOP (1.5"-THICK)		CYLINDER LEGS (1.25"-DIA) (CY)	BAR LEGS (BL)
ALPTB-F-MV2424-24()	Maple Veneer*		1494	1914
ALPTB-F-LM2424-24()	Stocked Laminate*		1494	1914
	Non-stocked (per color, per order)	ADD	50 NET	50 NET

NOTE: Custom Wood Finish (CWF) is a one-time upcharge of 300 NET per color.

MODEL	SOLID SURFACE TOP (1.5"-THICK)	CYLINDER LEGS (1.25"-DIA)			
		A	B	C	D
ALPTB-F-S2424-24CY	Stocked	2112 LIST	2112 LIST	2606 LIST	3065 LIST
	Non-stocked (per color, per order)	ADD 410 NET	450 NET	490 NET	520 NET

MODEL	SOLID SURFACE TOP (1.5"-THICK)	BAR LEGS			
		A	B	C	D
ALPTB-F-S2424-24BL	Stocked	2532 LIST	2532 LIST	3026 LIST	3485 LIST
	Non-stocked (per color, per order)	ADD 410 NET	450 NET	490 NET	520 NET

*Laminate and Veneer Tops are not compliant with Clean Air Gold Certification.



ALPINE TABLES - SQUARE

30 SQUARE x 18H

W: 29.5 D: 29.5 H: 18



MODEL	TOP (1.5"-THICK)		CYLINDER LEGS (1.25"-DIA) (CY)	BAR LEGS (BL)
ALPTB-F-MV3030-18()	Maple Veneer*		1706	2086
ALPTB-F-LM3030-18()	Stocked Laminate*		1706	2086
	Non-stocked (per color, per order)	ADD	50 NET	50 NET

NOTE: Custom Wood Finish (CWF) is a one-time upcharge of 300 NET per color.

MODEL	SOLID SURFACE TOP(1.5"-THICK)	CYLINDER LEGS (1.25"-DIA)			
		A	B	C	D
ALPTB-F-S3030-18CY	Stocked	3005 LIST	3005 LIST	3797 LIST	4528 LIST
	Non-stocked (per color, per order)	ADD 410 NET	450 NET	490 NET	520 NET

MODEL	SOLID SURFACE TOP(1.5"-THICK)	BAR LEGS			
		A	B	C	D
ALPTB-F-S3030-18BL	Stocked	3385 LIST	3385 LIST	4177 LIST	4908 LIST
	Non-stocked (per color, per order)	ADD 410 NET	450 NET	490 NET	520 NET

*Laminate and Veneer Tops are not compliant with Clean Air Gold Certification.

30 SQUARE x 21H

W: 29.5 D: 29.5 H: 21



MODEL	TOP (1.5"-THICK)		CYLINDER LEGS (1.25"-DIA) (CY)	BAR LEGS (BL)
ALPTB-F-MV3030-21()	Maple Veneer*		1714	2114
ALPTB-F-LM3030-21()	Stocked Laminate*		1714	2114
	Non-stocked (per color, per order)	ADD	50 NET	50 NET

NOTE: Custom Wood Finish (CWF) is a one-time upcharge of 300 NET per color.

MODEL	SOLID SURFACE TOP (1.5"-THICK)	CYLINDER LEGS (1.25"-DIA)			
		A	B	C	D
ALPTB-F-S3030-21CY	Stocked	3013 LIST	3013 LIST	3805 LIST	4536 LIST
	Non-stocked (per color, per order)	ADD 410 NET	450 NET	490 NET	520 NET

MODEL	SOLID SURFACE TOP (1.5"-THICK)	BAR LEGS			
		A	B	C	D
ALPTB-F-S3030-21BL	Stocked	3413 LIST	3413 LIST	4205 LIST	4936 LIST
	Non-stocked (per color, per order)	ADD 410 NET	450 NET	490 NET	520 NET

*Laminate and Veneer Tops are not compliant with Clean Air Gold Certification.

30 SQUARE x 24H

W: 29.5 D: 29.5 H: 24



MODEL	TOP (1.5"-THICK)		CYLINDER LEGS (1.25"-DIA) (CY)	BAR LEGS (BL)
ALPTB-F-MV3030-24()	Maple Veneer*		1726	2146
ALPTB-F-LM3030-24()	Stocked Laminate*		1726	2146
	Non-stocked (per color, per order)	ADD	50 NET	50 NET

NOTE: Custom Wood Finish (CWF) is a one-time upcharge of 300 NET per color.

MODEL	SOLID SURFACE TOP (1.5"-THICK)	CYLINDER LEGS (1.25"-DIA)			
		A	B	C	D
ALPTB-F-S3030-24CY	Stocked	3025 LIST	3025 LIST	3817 LIST	4548 LIST
	Non-stocked (per color, per order)	ADD 410 NET	450 NET	490 NET	520 NET

MODEL	SOLID SURFACE TOP (1.5"-THICK)	BAR LEGS			
		A	B	C	D
ALPTB-F-S3030-24BL	Stocked	3445 LIST	3445 LIST	4237 LIST	4968 LIST
	Non-stocked (per color, per order)	ADD 410 NET	450 NET	490 NET	520 NET

*Laminate and Veneer Tops are not compliant with Clean Air Gold Certification.



ALPINE TABLES - SQUARE

36 SQUARE x 18H

W: 36 D: 36 H: 18



MODEL	TOP (1.5"-THICK)		CYLINDER LEGS (1.25"-DIA) (CY)	BAR LEGS (BL)
ALPTB-F-MV3636-18()	Maple Veneer*		1977	2357
ALPTB-F-LM3636-18()	Stocked Laminate*		1977	2357
	Non-stocked (per color, per order)	ADD	50 NET	50 NET

NOTE: Custom Wood Finish (CWF) is a one-time upcharge of 300 NET per color.

MODEL	SOLID SURFACE TOP (1.5"-THICK)	CYLINDER LEGS (1.25"-DIA)			
		A	B	C	D
ALPTB-F-S3636-18CY	Stocked	3613 LIST	3613 LIST	4603 LIST	5516 LIST
	Non-stocked (per color, per order)	ADD 410 NET	450 NET	490 NET	520 NET

MODEL	SOLID SURFACE TOP (1.5"-THICK)	BAR LEGS			
		A	B	C	D
ALPTB-F-S3636-18BL	Stocked	3993 LIST	3993 LIST	4983 LIST	5896 LIST
	Non-stocked (per color, per order)	ADD 410 NET	450 NET	490 NET	520 NET

*Laminate and Veneer Tops are not compliant with Clean Air Gold Certification.

36 SQUARE x 21H

W: 36 D: 36 H: 21

MODEL	TOP (1.5"-THICK)		CYLINDER LEGS (1.25"-DIA) (CY)	BAR LEGS (BL)
ALPTB-F-MV3636-21()	Maple Veneer*		1985	2385
ALPTB-F-LM3636-21()	Stocked Laminate*		1985	2385
	Non-stocked (per color, per order)	ADD	50 NET	50 NET

NOTE: Custom Wood Finish (CWF) is a one-time upcharge of 300 NET per color.

MODEL	SOLID SURFACE TOP (1.5"-THICK)	CYLINDER LEGS (1.25"-DIA)			
		A	B	C	D
ALPTB-F-S3636-21CY	Stocked	3621 LIST	3621 LIST	4611 LIST	5524 LIST
	Non-stocked (per color, per order)	ADD 410 NET	450 NET	490 NET	520 NET

MODEL	SOLID SURFACE TOP (1.5"-THICK)	BAR LEGS			
		A	B	C	D
ALPTB-F-S3636-21BL	Stocked	4021 LIST	4021 LIST	5011 LIST	5924 LIST
	Non-stocked (per color, per order)	ADD 410 NET	450 NET	490 NET	520 NET

*Laminate and Veneer Tops are not compliant with Clean Air Gold Certification.

36 SQUARE x 24H

W: 36 D: 36 H: 24

MODEL	TOP (1.5"-THICK)		CYLINDER LEGS (1.25"-DIA) (CY)	BAR LEGS (BL)
ALPTB-F-MV3636-24()	Maple Veneer*		1997	2417
ALPTB-F-LM3636-24()	Stocked Laminate*		1997	2417
	Non-stocked (per color, per order)	ADD	50 NET	50 NET

NOTE: Custom Wood Finish (CWF) is a one-time upcharge of 300 NET per color.

MODEL	SOLID SURFACE TOP (1.5"-THICK)	CYLINDER LEGS (1.25"-DIA)			
		A	B	C	D
ALPTB-F-S3636-24CY	Stocked	3633 LIST	3633 LIST	4623 LIST	5536 LIST
	Non-stocked (per color, per order)	ADD 410 NET	450 NET	490 NET	520 NET

MODEL	SOLID SURFACE TOP (1.5"-THICK)	BAR LEGS			
		A	B	C	D
ALPTB-F-S3636-24BL	Stocked	4053 LIST	4053 LIST	5043 LIST	5956 LIST
	Non-stocked (per color, per order)	ADD 410 NET	450 NET	490 NET	520 NET

*Laminate and Veneer Tops are not compliant with Clean Air Gold Certification.



ALPINE TABLES - RECTANGLE

46 x 21 RECTANGLE x 18H

W: 46 D: 21 H: 18



MODEL	TOP (1.5"-THICK)		CYLINDER LEGS (1.25"-DIA) (CY)	BAR LEGS (BL)
ALPTB-F-MV4621-18()	Maple Veneer*		1677	2057
ALPTB-F-LM4621-18()	Stocked Laminate*		1677	2057
	Non-stocked (per color, per order)	ADD	50 NET	50 NET

NOTE: Custom Wood Finish (CWF) is a one-time upcharge of 300 NET per color.

MODEL	SOLID SURFACE TOP (1.5"-THICK)	CYLINDER LEGS (1.25"-DIA)			
		A	B	C	D
ALPTB-F-S4621-18CY	Stocked	3309 LIST	3309 LIST	4200 LIST	5021 LIST
	Non-stocked (per color, per order)	ADD 410 NET	450 NET	490 NET	520 NET

MODEL	SOLID SURFACE TOP (1.5"-THICK)	BAR LEGS			
		A	B	C	D
ALPTB-F-S4621-18BL	Stocked	3689 LIST	3689 LIST	4580 LIST	5401 LIST
	Non-stocked (per color, per order)	ADD 410 NET	450 NET	490 NET	520 NET

*Laminate and Veneer Tops are not compliant with Clean Air Gold Certification.

46 x 21 RECTANGLE x 21H

W: 46 D: 21 H: 21



MODEL	TOP (1.5"-THICK)		CYLINDER LEGS (1.25"-DIA) (CY)	BAR LEGS (BL)
ALPTB-F-MV4621-21()	Maple Veneer*		1685	2085
ALPTB-F-LM4621-21()	Stocked Laminate*		1685	2085
	Non-stocked (per color, per order)	ADD	50 NET	50 NET

NOTE: Custom Wood Finish (CWF) is a one-time upcharge of 300 NET per color.

MODEL	SOLID SURFACE TOP (1.5"-THICK)	CYLINDER LEGS (1.25"-DIA)			
		A	B	C	D
ALPTB-F-S4621-21CY	Stocked	3317 LIST	3317 LIST	4208 LIST	5029 LIST
	Non-stocked (per color, per order)	ADD 410 NET	450 NET	490 NET	520 NET

MODEL	SOLID SURFACE TOP (1.5"-THICK)	BAR LEGS			
		A	B	C	D
ALPTB-F-S4621-21BL	Stocked	3717 LIST	3717 LIST	4608 LIST	5429 LIST
	Non-stocked (per color, per order)	ADD 410 NET	450 NET	490 NET	520 NET

*Laminate and Veneer Tops are not compliant with Clean Air Gold Certification.

46 x 21 RECTANGLE x 24H

W: 46 D: 21 H: 24



MODEL	TOP (1.5"-THICK)		CYLINDER LEGS (1.25"-DIA) (CY)	BAR LEGS (BL)
ALPTB-F-MV4621-24()	Maple Veneer*		1697	2117
ALPTB-F-LM4621-24()	Stocked Laminate*		1697	2117
	Non-stocked (per color, per order)	ADD	50 NET	50 NET

NOTE: Custom Wood Finish (CWF) is a one-time upcharge of 300 NET per color.

MODEL	SOLID SURFACE TOP (1.5"-THICK)	CYLINDER LEGS (1.25"-DIA)			
		A	B	C	D
ALPTB-S-462124CL	Stocked	3329 LIST	3329 LIST	4220 LIST	5041 LIST
	Non-stocked (per color, per order)	ADD 410 NET	450 NET	490 NET	520 NET

MODEL	SOLID SURFACE TOP (1.5"-THICK)	BAR LEGS			
		A	B	C	D
ALPTB-S-462124BL	Stocked	3749 LIST	3749 LIST	4640 LIST	5461 LIST
	Non-stocked (per color, per order)	ADD 410 NET	450 NET	490 NET	520 NET

*Laminate and Veneer Tops are not compliant with Clean Air Gold Certification.

INTEGRA | STOCKED FINISHES

SOLID SURFACE | STOCKED OPTIONS

INTEGRASEATING.COM/FINISHES

GRADE

A	LG HI-MACS	Arctic White, Cream, Almond Pearl
B	LG HI-MACS	Allspice Quartz, Venetian Sand, Desert Sand
C	LG HI-MACS	Glitz, Gray, Haze
D	CORIAN	Deep Titanium, Deep Sable, Weathered Concrete

METAL FINISH | STANDARD OPTIONS

POWDER COAT	Glacier	CX	Bronze	ZX	BRUSHED CHROME	BC
	Chalk	HX	Bark	KX	BRUSHED ALUMINUM	BA
	Cement	MX	Slate	SX		
	Silver	VX	Onyx	BX		
	Fossil	FX				

NOTE: See each series for available standards.

WOOD FINISH | STANDARD OPTIONS

HARD MAPLE

INSPIRED COLORS	Sugar	Pewter Mist	ORIGINAL COLORS	Vanilla	Saffron
	Sea Salt	Poppy Seed		Ginger	Chili
	Almond	Hazelnut		Cinnamon	Clove
	Jasmine	Mocha		Nutmeg	Pepper

NOTE: Custom Wood Finishes are available at a one-time upcharge of \$300 Net per color. Contact your customer service representative for more details.

STOCKED LAMINATE OPTIONS FOR WOOD FINISHES

INSPIRED WOOD FINISH	HPL MANUFACTURER	NAME/PATTERN	ID#	ORIGINAL WOOD FINISH	HPL MANUFACTURER	NAME/PATTERN	ID#
Sugar	Wilsonart	Phantom Pearl	8211K-28	Vanilla	Pionite	Hardrock Maple	WM791-S
Sea Salt (opt. 1)	Wilsonart	Asian Sand	7952K-18	Ginger	Pionite	Millwork Cherry	WC431-PV
Sea Salt (opt. 2)	Wilsonart	Wallaby	D439-60	Cinnamon	Nevamar	Blossom Cherry	WC5581N
Almond	Wilsonart	Raw Chestnut	7975K-12	Nutmeg	Wilsonart	Cherrywood	11062K-07
Jasmine	Nevamar	Beige Renaissance	WM8258-T	Saffron	Wilsonart	Judicial Walnut	11065K-07
Pewter Mist	Nevamar	Luminary Teak	WT0005T	Chili	Wilsonart	Empire Mahogany	7122K-07
Poppy Seed (opt. 1)	Formica	Silver Riftwood	6413-NG	Clove	Wilsonart	Cafelle	7933K-07
Poppy Seed (opt. 2)	Pionite	Absolute Acajou	WY160-SD	Clove (alt)	Wilsonart	Cocobala	7942K-07
Poppy Seed (opt. 3)	Wilsonart	Phantom Cocoa	8213K-28	Pepper	Wilsonart	Black	1595K-07
Poppy Seed (opt. 4)	Wilsonart	Skyline Walnut	7964K-12				
Hazelnut (opt. 1)	Wilsonart	Studio Teak	7960K-18				
Hazelnut (opt. 2)	Pionite	Pralines & Cream	WW160-SD				
Mocha (opt. 1)	Wilsonart	Hampton Walnut	7959K-78				
Mocha (opt. 2)	Formica	Cocoa Maple	7739-58				
Mocha (opt. 3)	Pionite	Gunstock Savoy Walnut	WW971-SD				

NOTE: Non-stocked selections incur a \$50 Net charge per color, per order.

ORDERING & SPECIFICATIONS

HOW TO USE THIS PRICE LIST

Each series or collection has the available options within that series. Available options may include: legs/bases, arm caps, seats, tablets, power, and other product options. Please see each series for the available options, details, and pricing.

Integra's PDF price list has links from the Table of Contents to each section for easier movement through the document. Also, at the top of each page is an icon that will take you back to the Table of Contents page.

And of course, our exceptional Customer Service Team is happy to help you with quotes, product questions and anything else you need to work with Integra products!

GENERAL ORDERING INFORMATION

Direct all orders to: **INTEGRA, INC.**
PO BOX M
807 Wisconsin Street
Walworth, WI 53184
(800) 235-0234 (262) 275-2161 (262) 275-3614 FAX
orderentry@integraseating.com

When placing an order, please be sure to include ALL of the following:

- Your Company Name, Address, Telephone, Fax and Email Address
- Contact Person for Order and Email Address
- Purchase Order Number, Bill To Address, Ship to Address, Order Date
- Integra Quote Number, if Integra provided a Quote
- Quantity
- Product Code/Number
- Product Description
- Selected Options
- Fabric: Pattern and Color
- Wood Species
- Wood Finish
- Line Drawings for System Orders
- Requested Ship Date
- Any Special Instructions

ORDERS & ORDER CONFIRMATION:

Orders may be received via fax, mail or emailed to customerservice@integraseating.com. Acknowledgments will be emailed. Changes in the ship to address after order entry will incur additional charges.

CHANGE ORDERS AND CANCELLATIONS:

Written changes on orders or cancellations of orders will only be accepted within 48 hours after receipt of order.

PRICES:

Published prices are List F.O.B. destination on shipments over \$7,500 List and within the Contiguous U.S. Shipments under \$7,500 List will incur a \$300 NET freight charge. Integra prefers to ship furniture set-up at the factory and blanket-wrapped. In certain instances, furniture will be packaged in cartons and shipped; cartoning charges may apply.

Prices do not include:

- storage or insurance charges
- sales or other taxes
- multiple deliveries, uncartoning, assembly, or installation

TERMS OF PAYMENT:

Orders require prepayment upon placement of original order, balance required prior to shipment. Terms for accredited customers are NET 30. Integra may request advance payment at any time. A service charge for any special handling may be assessed. A service charge of 1.5% per month will be assessed on unpaid balance of all past due accounts.

RETURNS:

No returns of furniture will be accepted without our written consent and shipping instructions. Special order items are not subject to return.

DESIGN AND SPECIFICATIONS

Integra reserves the right to alter product design for purposes at our discretion including: construction and material improvements, pricing or dimension corrections, and other purposes without notification. All dimensions shown are approximate. If critical specifications are required, please consult the factory.

GENERAL PRODUCT SPECIFICATIONS:

Integra's products listed in this contract price list include these features:

- Component-based Construction
- High Resilience Foam in All Seat Units
- No-spring Dymetrol Suspension System
- All Integra chairs and seating units have a minimum 800 lbs dynamic load capacity and a 1200 lbs static load capacity

CUSTOM PRODUCT DESIGN & ENGINEERING:

Integra tries to accommodate custom request to best meet the needs of our customers. Please bring custom requests to our Project Management Team. They will work with our Engineering Team for review and approval. **If approved, most custom requests will incur a \$300 NET Custom Engineering Fee.** If the custom request involves a significant amount of custom design and engineering that charge may be increased. Our team will notify the requestor of any increase in charges.

LIFETIME WARRANTY:

Products manufactured by Integra after October, 1 2007 are warranted to be free of defects in material and workmanship under normal use for the lifetime of the product. Product must be properly assembled, maintained and in use by its original owner. Under the warranty, the obligation of Integra is limited to the repair or replacement of such furniture. Damage in transit or by negligence, abuse, abnormal usage, misuse, accidents or alterations nullifies the warranty.

As Buyer's sole remedy under this warranty, Integra, at its option, will repair or replace damaged parts at no charge to the original owner of record provided the replacement or return has previously been authorized by Integra under terms of this warranty. Normal aging and wear of fabrics, filling materials, and finishes are excepted from this warranty. Any labor charges incurred will be at the Buyer's expense. It is expressly agreed that this remedy of repair, replacement or credit, at Integra's option, is Buyer's exclusive remedy under this warranty. In no event shall Seller be liable for consequential damages.

All other express or implied warranties made by any sales representative, or agent, or other representative, including any warranty of merchantability or fitness for a particular use, are hereby excluded. A-Chairs carry a 10 year warranty. Electric Power Ports carry a one year warranty.

FABRICS:

In order to fit the wide range of our customer's needs, Integra currently has partnerships and graded-in programs with these textile companies:

Anzea	www.anzea.com	877.862.6932
Arc-Com	www.arc-com.com	800.223.5466
Architex	www.architex-ljh.com	800.621.0827
Camira	www.camirafabrics.com	616.288.0655
CF Stinson	www.cfstinson.com	800.841.6279
DesignTex	www.designtex.com	800.221.1540
EnviroLeather by LDI	www.ldiinteriors.com	866.332.0700
Maharam	www.maharam.com	800.645.3943
Mayer	www.mayerfabrics.com	800.428.4415
Momentum	www.memosamples.com	800.366.6839
UltraFabrics	www.ultrafabricsinc.com	877.309.6648

For a listing of the current graded-in fabrics and grades, visit our website at integraseating.com/fabrics.

Many fabrics, vinyls, coated and wovens are moisture resistant and have the ability to be cleaned with bleach-solutions. Please consult the fabric distributors above for best options for your specific needs.

DESIGN AND SPECIFICATIONS (CONTINUED)

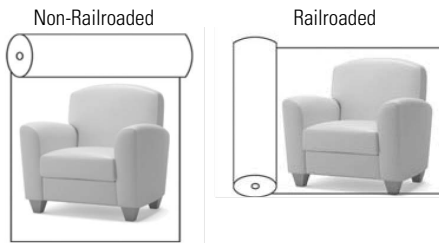
Integra offers a wide range of fabrics to our customers in our graded-in program. Integra does not stock fabric; all textiles are ordered from the distributor at the time we receive an order. Integra is not responsible for differences in color between material supplied and samples from which choices have been made, nor is Integra responsible for matching upholstery on existing product to any future orders. **Please note that Integra does not warranty fabrics and is not responsible for any replacement fabric, covers, or re-upholstery labor costs for failed fabrics whether graded-in or sent to us as a COM/COL. We can provide a quote for new covers at the time needed. Please contact the fabric companies for any warranty information on their own products.**

COMBINATION FABRICS (Simple and Complex):

More than one fabric may be specified and applied to the same product. Integra does not upcharge for simple fabric combinations which consist of one fabric each on a component (i.e. seat, back, arm, or front panel). For simple combinations, the price is typically based upon the highest fabric grade of the chosen fabrics on the product. Complex fabric combinations consist of multiple fabrics on a single component, such as the front of the back in Fabric A and the back of the back is in Fabric B. Complex combinations will incur a 5% upcharge. Fabric combination forms are required at the time of order. Contact Customer Service for fabric combination forms or assistance.

FABRIC APPLICATION:

Standard procedure is for Integra to match all fabrics that require matching such as plaids, prints, or stripes. If matching is not desired, this must be clearly noted on the purchase order. Integra will apply textiles to upholstered items in the manner which we deem to be the most appealing.



Standard procedure is for Integra to cut all fabrics non-railroaded unless otherwise clearly specified on the purchase order. See the diagrams above for a visual description of non-railroaded vs railroaded applications. To ensure correct cutting and application of the fabric, it is suggested that a clearly marked sample is sent with the purchase order when requesting a non-standard application of the fabric. Please note that when railroading fabric, it is possible that additional yardage may be required. Integra assumes no responsibility for the direction in which the textiles are applied unless it is clearly specified on the purchase order.

FABRIC REPEATS:

Fabric with larger repeats or smaller roll widths may require additional fabric than what is noted in the price list. Standard upholstery textile rolls are 54-inch wide. The yardage amounts noted are based upon 54-inch wide textiles without a pattern repeat. For calculating additional yardage due to pattern repeat or a roll less than 54" wide, see chart below to match roll width with repeat amount. For the specific textile, with both the vertical & horizontal repeat measurements, use the larger of the two repeats then use the chart below for additional yardage requirements. Add the required additional % to the COM yardage amount noted in the current Integra Price List for total yardage needed per furniture item.

UPH. TEXTILE ROLL WIDTH	SOLID NO REPEAT	REPEAT OF 2"-14"	REPEAT OF 15"-19"	REPEAT OF 20"-27"	REPEAT OF 28"-36"
54"	0%	10%	15%	20%	25%
50" - 53"	16%	20%	25%	30%	35%
48"	16%	25%	30%	35%	40%
45"	40%	50%	55%	60%	65%
36"	50%	60%	65%	70%	75%

Contact Integra Customer Service at 800-235-0234 x4 with any questions.

For graded-in fabrics, this additional fabric yardage will be noted and charged as a separate line on the quotation, sales order, and invoice.

DESIGN AND SPECIFICATIONS (CONTINUED)

CUSTOMER'S OWN MATERIAL (C.O.M.) POLICY:

Integra will work with customer's own material with approval. A memo sample of the fabric must be sent to the factory before the fabric can be approved for upholstery purposes only; this approval is NOT an indicator of how it will perform in the field. Following approval, you will be advised of any additional yardage which may be required for your order and any upcharges for special handling and/or hand cutting. COM combo yardage will increase yardage. Contact Customer Service for combo yardage summary. COM yardage estimates are based upon 54-inch wide textiles without pattern repeat. **COM must be on one continuous roll or the same dye lot and consistent repeat.** A memo sample of your fabric should accompany the purchase order to properly identify your fabric when it arrives at the factory.

Please note that all C.O.M. fabrics must ship freight prepaid (collect shipments will not be accepted) and should be properly labeled for your order. Ship to:

Integra, Inc.
Tag for: (Your PO# of the order it is to be applied to)
810 Wisconsin Street
Walworth, WI 53184

The prices shown for COM include the product and only the labor for the fabric's application. The cost of fabric and freight costs to ship the fabric is the customer's responsibility. The performance of any fabric is the responsibility of the fabric supplier. Integra does not offer any warranty to fabrics. While we inspect fabrics for mill imperfections, some are difficult to recognize. We cannot be responsible for defects, color inaccuracies, dye lot variations, and other flaws. Under no circumstances will Integra assume responsibility for COM/COL shortages, flaws, or other such problems. While we make a concerted effort to control COM/COL materials, it is not our responsibility to monitor the receipt of these materials in order to meet delivery deadlines and we assume that customers are aware of any undue delay in delivery of their COM/COL materials.

Integra does not warranty fabrics and is not responsible for any replacement fabric, covers, or re-upholstery labor costs for failed fabrics whether graded-in or sent to us as a COM/COL. We can provide a quote for new covers at the time needed. Please contact the fabric companies for any warranty information on their own products.

WOOD FINISHES AND WOOD SPECIES:

Integra cannot be responsible for differences in color or tone between the finish sample and final finished product. This difference is due to the variations in natural material and finish surface size.

Standard Wood Species: Hard Maple

Original Wood Finishes

- Vanilla
- Ginger
- Cinnamon
- Nutmeg
- Saffron
- Chili
- Clove
- Pepper

Inspired Colors Wood Finishes

- Sugar
- Sea Salt
- Almond
- Jasmine
- Pewter Mist
- Poppy Seed
- Hazelnut
- Mocha

CUSTOM WOOD FINISH (CWF):

Integra will accept custom finish orders. This could extend lead time. There is a \$300 NET flat fee upcharge for custom finish orders. An additional upcharge is possible depending on stain. Paint finish will not be accepted. Send a wood sample which will be matched and returned to you for sign off approval. When the approval is received by Integra, the order will be entered into production. Custom wood finishes are valid for a minimum of 2 years.

METAL POWDER COAT FINISHES:

- Glacier
- Chalk
- Cement
- Silver
- Fossil
- Bronze
- Bark
- Slate
- Onyx

DESIGN AND SPECIFICATIONS (CONTINUED)

LAMINATE:

On many Integra Tables, Table Arms, and Arm Caps, laminate is a top option. Please see each series for availability. Pricing for laminates falls into the following categories:

Stocked Laminates

Integra has chosen specific laminates to match our standard wood finishes where possible. Contact Customer Service for a list of standard laminates. See LAM Price in Price List.

Other Laminates

Any laminate not in our stocked program, including custom or premium, will incur a \$50 NET flat fee upcharge per laminate selection on each order. Orders with custom laminate or special finishes may have extended lead times.

SOLID SURFACE:

Stocked Solid Surfaces: See current listing of Stocked Solid Surfaces

Non-Stocked Solid Surfaces: Upcharges will apply

MOISTURE BARRIER:

A moisture barrier option is available for all styles of Integra seat units. A polyurethane layer is placed between the fabric and the foam to protect the foam from any moisture. There is an upcharge for this option; please see Product Options in each series for availability, current pricing and yardage requirements per item. Moisture Barrier may telegraph through thinner textiles.

CALIFORNIA TB 117 AND 133 COMPLIANCE:

All Integra products with standard fabrics pass CA TB 117 fire code requirements, and are able to pass CA TB 133 using approved fabric and **fire wall**. Contact factory for information regarding approved fabrics which meet the requirements of this technical bulletin. Application of **fire wall** for TB 133 compliance requires an upcharge; see Product Options in each series for availability, current pricing and yardage requirements per item. We cannot be responsible for flame retardancy of C.O.M. fabrics; please consult published technical data of fabric suppliers. NOTE: CA TB 133 option not available with leather.

PACKAGING & SHIPPING

FREIGHT:

Shipments to AZ, NM, CA, OR, WA, ID, MT & NV over \$10,000 List include freight charges. Shipments to all other states within the Contiguous US over \$7,500 List include freight charges. Please note that cartoned shipments can incur additional expenses from our freight carriers. Please contact Integra Customer Service for upcharges.

Shipments made outside the Contiguous United States will be cartoned and shipped to the Port of Exit. Cartoning charges will apply; customer is responsible for freight charges from the Port of Exit to the final destination.

Integra's standard method is to set-up and blanket wrap furniture for shipping. This requires coordination with the freight company in order to meet and unload the truck at the destination. Furniture is assembled and will need to be inspected and set in place.

Integra will require receiving information at the time of the order and will advise estimated unloading time allotted for delivery. A loading dock to accommodate a 53' trailer is required for all shipments from Integra. Please note, improper loading dock at receiving point, lack of appropriate personnel to unload product and/or excessive unloading time will incur additional charges.

At time of delivery, blankets are removed and returned with driver. Inspection & damage must be noted within time allotted for unloading.

Should the freight company discover improper loading dock or inadequate personnel for unloading at time of delivery, the freight carrier reserves the right to have freight returned; this will incur reconsignment and reshipping charges which will be billed to the customer's account and will be due before the 2nd delivery attempt.

SPECIFIC DATE DELIVERY:

If a shipment requires a specific day of delivery or time-specific delivery, additional charges will be applied by the freight company which will be added to your invoice. Shipments to New York City and Washington DC metro areas will also incur additional expenses from our freight carriers. Please contact Customer Service for upcharges.

CARTON CHARGES:

In certain cases, and as an option, we can carton our furniture for shipping. The following cartoning charges will apply:

Carton Charges: \$35 NET per chair; \$50 NET per settee; \$65 NET per sofa. Tables: \$35 NET up to 24x24x24 in size; \$50 NET up to 36x36x36 in size and all oval, half oval and rectangular tables. 42x42 and 48x48 tables will be blanket-wrapped only; they cannot be cartoned. Please note that cartoned shipments can incur additional expenses from our freight carriers. Please contact Integra Customer Service for upcharges.

MINIMUM ORDER FREIGHT CHARGE:

Shipments to AZ, NM, CA, OR, WA, ID, MT & NV under \$10,000 List will incur a \$500 NET Freight Charge. Shipments to all other states within the Contiguous US under \$7,500 List will incur a \$300 NET Freight Charge.

FREIGHT DAMAGE CLAIMS:

All Integra products are carefully inspected prior to shipment from the factory. Title to products is passed to the purchaser and Integra's responsibility ceases when the shipment is accepted for transportation by a carrier. Freight claims are the responsibility of the customer. All shipments should be carefully inspected before acceptance and the customer MUST record any damage on both copies of the freight bill, signed by the customer and the driver. Concealed damage reports must be made to the carrier within 10 days after delivery or the carrier will not be responsible. All packing materials involved in a damage claim must be saved in their original condition until they have been inspected by the proper agent.

STORAGE:

If a customer is unable to accept delivery of merchandise when Integra is ready to make a shipment, Integra reserves the right to transfer merchandise to storage. Transfer to storage and storage charges will be at customer's expense. Transfer to storage shall constitute delivery for all intents and purposes, including invoicing and payment.