

# APRÈS CHAIR | CYLINDER LEG

ALPINE LOUNGE COLLECTION



## APC-1

W	D	H	SW	SD	SH	BH	AH	YDG*
34	30.5	33	24	21	19	16	25	5.25

\*If large repeat, contact customer service

### FEATURES


- Solid Steel Cylinder Legs with Brushed Chrome or Powder Coat finish
- Component-based Construction: Replaceable & Recoverable Components
- 1000 lb Dynamic & 2000 lb Static Capacities
- Steel Inner Construction
- Dymetrol Suspension
- LEVEL<sup>®</sup>, BIFMA's sustainability certification program for furniture
- LEVEL Credit 7.4.4 (Target Chemical Elimination)
- Certified Clean Air Gold (Intertek IAQ)
- Lifetime Warranty (includes 24/7 facilities)

### LEG STYLE




Cylinder Legs

### ARM CAP OPTIONS



Solid Surface Arm Cap




Wood Arm Cap

### OPTIONS

- Arm Caps available in multiple materials
- Tablets with 300 lb Capacity
- Tablets available in multiple materials (Solid Surface achieves Sustainability Certificates)
- Tablets with Integrated Cup Holder
- Combination Fabrics
- Moisture Barrier
- TB133 (Fire Barrier)
- Tamper-Resistant Fasteners

### TABLET OPTIONS



300 lb Capacity Tablet (shown with Cup Holder option)