

THE LOUNGE COLLECTION

ELITE	TLC 2 - 4
ELITE OTTOMANS	TLC 5
FLAIR	TLC 6 - 8
FLAIR OTTOMANS	TLC 9
RENDEZVOUS	TLC 10 - 13
RENDEZVOUS OTTOMANS	TLC 14
RENDEZVOUS SQUARED	TLC 15 - 18
RENDEZVOUS SQUARED OTTOMANS	TLC 19
SOIRÉE	TLC 20 - 22
SOIRÉE OTTOMANS	TLC 23



THE LOUNGE COLLECTION | ELITE



CERTIFIED
CLEAN AIR GOLD






2K STATIC
CAPACITY

1K DROP
CAPACITY

ELITE UPHOLSTERED ARM

STANDARD WITH SOLID WOOD LEGS

	MODEL	YARDS	COM	M	COL O	P	R	S	T	U	W/WL
CHAIR W: 33 D: 30.5 H: 32 SW: 24 SD: 21 SH: 18.5 BH: 16 AH: 23.25	 EL-1	5.5	2358	2562	2809	3035	3277	3513	3755	3992	4349
SETTEE W: 57 SW: 48	 EL-2	8.5	3632	3947	4329	4678	5052	5417	5791	6157	6709
SOFA W: 81 SW: 72	 EL-3	11.5	4890	5316	5833	6305	6811	7305	7811	8306	9053

ELITE | LEG OPTIONS

	MODEL	DESCRIPTION	PRICE
TRIANGULAR WOOD LEGS	EL4M	Specify Wood Finish on Hard Maple	No Upcharge



	MODEL	DESCRIPTION	PRICE
SQUARE WOOD LEGS	GGE4	Specify Wood Finish on Hard Maple	No Upcharge



	MODEL	DESCRIPTION	PRICE
HIDE & GO MOBILITY	HGRS4	Wood legs with in-line casters in front and dome glides in back. Specify Wood finish.	70 LIST



NOTE: Recommended for use on Chairs only, not on Settees and Sofas.

	MODEL	DESCRIPTION	PRICE
3" HEAVY DUTY CASTERS	43C	Set of 4 Non-Locking Casters	136 LIST/SET OF 4



NOTE: Recommended for use on Chairs only, not on Settees and Sofas.

	MODEL	DESCRIPTION	PRICE
BRUSHED ALUMINUM NAVE LEG	4NL		116 LIST/SET OF 4



NOTE: Metal Shelf option not available with Nave Legs.

	MODEL	DESCRIPTION	PRICE
BAR LEGS	EL4S		140 LIST/SET OF 4





ELITE | ARM CAP OPTIONS

SOLID SURFACE ARM CAPS



MODEL	GRADE	A	B	C	D
ACES	Stocked Solid Surface	464 LIST/PR	496 LIST/PR	538 LIST/PR	616 LIST/PR
	Non-stocked (per color, per order)	ADD 410 NET	450 NET	490 NET	520 NET

NOTE: Arm Caps are contoured; they are not flat.

WOOD ARM CAPS



MODEL	DESCRIPTION	PRICE
ACEM	Solid Wood. Specify finish.	370 LIST/PR

NOTE: Arm Caps are contoured; they are not flat.

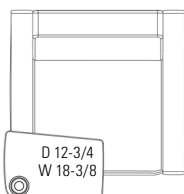
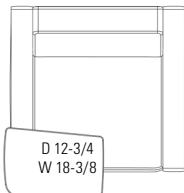
Custom Wood Finish (CWF) is a one-time upcharge of 300 NET per color.

ELITE | TABLET OPTIONS

ALL INTEGRA TABLETS HAVE A 300LB CAPACITY



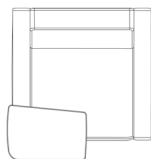
Tablets available in Upholstered Arms with and without Arm Caps.



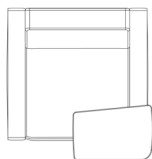
With Cup Holder Option

CHOOSE POSITION

(4)



(5)



(4) - Tablet on right as seated

(5) - Tablet on left as seated

SOLID SURFACE TABLET OPTION

MODEL	GRADE	A	B	C	D
ST-(4/5)	Stocked	845 LIST	886 LIST	948 LIST	1044 LIST
	Non-stocked (per color, per order)	ADD 410 NET	450 NET	490 NET	520 NET

LAMINATE OVER PLYWOOD CORE/EDGE TABLET OPTION

MODEL	GRADE	PRICE
LT-(4/5)	Stocked (Laminate tablets have a plywood edge. Specify finish.)	640 LIST
	Non-stocked (per color, per order)	ADD 50 NET

VENEER OVER PLYWOOD CORE/EDGE TABLET OPTION

MODEL	GRADE	PRICE
VT-(4/5)	Standard Wood Finish	640 LIST
	Custom Finish (one time charge per color)	ADD 300 NET

CUP HOLDER

MODEL	FINISH	PRICE
CUPIN	Brushed Aluminum	253 LIST



ELITE | OTHER OPTIONS

	MODEL	DESCRIPTION	PRICE
METAL SHELF	SHF24M	Black Metal	703 LIST



NOTE: Metal Shelf option not available with Nave Legs.

	MODEL	DESCRIPTION	PRICE
RECESSED PULL HANDLE	RPH(B/G)	For use with mobile options. Specify Black (B) or Gray (G).	101 LIST



	MODEL	DESCRIPTION	PRICE
ELECTRICAL / POWER PORT	XE3(COLOR)(4/5)	(1) Dual USB and (2) Standard Plug-Ins. 10' Cord Length. Available in All Black (B), All White (W) and Silver with White Outlets (S).	635 LIST/EACH



(B) ALL BLACK



(W) ALL WHITE



(S) SILVER WITH WHITE OUTLETS




NOTE: Must choose placement in front panel: (4) Electrical on right as seated or (5) Electrical on left as seated

PRODUCT OPTIONS





MOISTURE BARRIER \$51 List / Yard; NOTE: Moisture Barrier may telegraph through thinner textiles.
FIRE WALL / CA T.B. 133 \$82 List / Yard
PERMA-COAT WOOD LEG PROTECTOR \$41 List / Leg



ELITE OTTOMANS

		MODEL	YARDS	COM	M	COL							W/WL
						O	P	R	S	T	U		
SINGLE		ELOT1	3	1104	1215	1350	1473	1605	1734	1866	1995	2190	
W: 26 D: 22 H: 18.5													
DOUBLE		ELOT2	4	1535	1683	1863	2027	2203	2375	2551	2723	2983	
W: 48 D: 22 H: 18.5													
BIG OTTO		ELOT3	4.5	1790	1957	2159	2344	2542	2735	2933	3127	3419	
W: 36 D: 36 H: 18.5													

ELITE OTTOMANS | LEG OPTIONS

	MODEL	DESCRIPTION	PRICE
TRIANGULAR WOOD LEGS	EL4M	Specify Wood Finish on Hard Maple	No Upcharge
			
SQUARE WOOD LEGS	GGE4	Specify Wood Finish on Hard Maple	No Upcharge
			
3" HEAVY DUTY CASTERS	43C	Set of 4 Non-Locking Casters	136 LIST/SET OF 4
			
BRUSHED ALUMINUM NAVE LEG	4NL		116 LIST/SET OF 4
			
BAR LEGS	EL4S		140 LIST/SET OF 4
			

PRODUCT OPTIONS

MOISTURE BARRIER \$51 List / Yard; NOTE: Moisture Barrier may telegraph through thinner textiles.
FIRE WALL / CA T.B. 133 \$82 List / Yard
PERMA-COAT WOOD LEG PROTECTOR \$41 List / Leg



THE LOUNGE COLLECTION | FLAIR



CERTIFIED
CLEAN AIR GOLD



COMPONENT-BASED
CONSTRUCTION






2K STATIC
CAPACITY




1K DROP
CAPACITY

FLAIR UPHOLSTERED ARM

STANDARD WITH SOLID WOOD LEGS

	MODEL	YARDS	COM	M	COL O	P	R	S	T	U	W/WL
CHAIR W: 34 D: 32 H: 33.5 SW: 21 SD: 20 SH: 18.5 BH: 18 AH: 24	 FLAIR-1	6.25	2329	2560	2842	3098	3373	3642	3917	4185	4592
SETTEE W: 55 SW: 42	 FLAIR-2	9.5	3537	3889	4316	4706	5124	5532	5950	6359	6976
SOFA W: 76 SW: 63	 FLAIR-3	12.75	4757	5229	5803	6325	6886	7435	7996	8544	9373


FLAIR UPHOLSTERED ARM - OVERSIZE


	MODEL	YARDS	COM	M	COL O	P	R	S	T	U	W/WL
CHAIR W: 39 D: 32 H: 33.5 SW: 26 SD: 20 SH: 18.5 BH: 18 AH: 24	 FLAIRO-1	7	2683	2942	3257	3544	3852	4153	4461	4762	5217

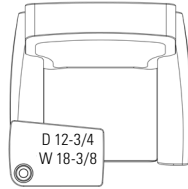
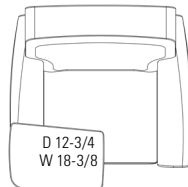
FLAIR | LEG OPTIONS

	MODEL	DESCRIPTION	PRICE
WOOD LEGS 	GGF4	Specify Wood Finish on Hard Maple	No Upcharge

	MODEL	DESCRIPTION	PRICE
HIDE & GO MOBILITY 	HGF4	Wood legs with in-line casters in front and dome glides in back. Specify Wood finish.	70 LIST
NOTE: Recommended for use on Chairs only, not on Settees and Sofas.			

	MODEL	DESCRIPTION	PRICE
3" H HEAVY DUTY CASTERS 	43C	Set of 4 Non-Locking Casters	136 LIST/SET OF 4
NOTE: Recommended for use on Chairs only, not on Settees and Sofas.			

	MODEL	DESCRIPTION	PRICE
3" H BRUSHED ALUMINUM NAVE LEGS 	4NL		116 LIST/SET OF 4
NOTE: Metal Shelf option not available with Nave Legs.			



With Cup Holder Option

CHOOSE POSITION

(4)

(5)



(4) - Tablet on right as seated

(5) - Tablet on left as seated

SOLID SURFACE TABLET OPTION

MODEL	GRADE		A	B	C	D
ST-(4/5)	Stocked		845 LIST	886 LIST	948 LIST	1044 LIST
	Non-stocked (per color, per order)	ADD	410 NET	450 NET	490 NET	520 NET

LAMINATE OVER PLYWOOD CORE/EDGE TABLET OPTION

MODEL	GRADE		PRICE
LT-(4/5)	Stocked (Laminate tablets have a plywood edge. Specify finish.)		640 LIST
	Non-stocked (per color, per order)	ADD	50 NET

VENEER OVER PLYWOOD CORE/EDGE TABLET OPTION

MODEL	GRADE		PRICE
VT-(4/5)	Standard Wood Finish		640 LIST
	Custom Finish (one time charge per color)	ADD	300 NET

CUP HOLDER

MODEL	FINISH	PRICE
CUPIN	Brushed Aluminum	253 LIST



FLAIR | OTHER OPTIONS

	MODEL	FOR USE WITH	DESCRIPTION	PRICE
METAL SHELF	SHF21M	Flair Seating	Black Metal	601 LIST
	SHF26M	Flair Oversize	Black Metal	703 LIST



NOTE: Metal Shelf option not available with Nave Legs.

	MODEL	DESCRIPTION	PRICE
RECESSED PULL HANDLE	RPH(B/G)	For use with mobile options. Specify Black (B) or Gray (G).	101 LIST



	MODEL	DESCRIPTION	PRICE
ELECTRICAL / POWER PORT	XE3(COLOR)(4/5)	(1) Dual USB and (2) Standard Plug-Ins. 10' Cord Length. Available in All Black (B), All White (W) and Silver with White Outlets (S).	635 LIST/EACH



(B) ALL BLACK



(W) ALL WHITE



(S) SILVER WITH WHITE OUTLETS




NOTE: Must choose placement in front panel: (4) Electrical on right as seated or (5) Electrical on left as seated

PRODUCT OPTIONS




MOISTURE BARRIER \$51 List / Yard; NOTE: Moisture Barrier may telegraph through thinner textiles.
FIRE WALL / CA T.B. 133 \$82 List / Yard
PERMA-COAT WOOD LEG PROTECTOR \$41 List / Leg



FLAIR AND SOIRÉE OTTOMANS

		MODEL	YARDS	COM	M	COL	P	R	S	T	U	W/WL
SINGLE		SOT1	3	1104	1215	1350	1473	1605	1734	1866	1995	2190
W: 26 D: 22 H: 18.5												
DOUBLE		SOT2	4	1535	1683	1863	2027	2203	2375	2551	2723	2983
W: 48 D: 22 H: 18.5												
BIG OTTO		SOT3	4.5	1790	1957	2159	2344	2542	2735	2933	3127	3419
W: 36 D: 36 H: 18.5												

FLAIR AND SOIRÉE OTTOMANS | LEG OPTIONS

	MODEL	DESCRIPTION	PRICE
WOOD LEGS		GGF4 Specify Wood Finish on Hard Maple	No Upcharge
3" HEAVY DUTY CASTERS		43C Set of 4 Non-Locking Casters	136 LIST/SET OF 4
3"H BRUSHED ALUMINUM NAVE LEGS		4NL	116 LIST/SET OF 4

PRODUCT OPTIONS

MOISTURE BARRIER \$51 List / Yard; NOTE: Moisture Barrier may telegraph through thinner textiles.
FIRE WALL / CA T.B. 133 \$82 List / Yard
PERMA-COAT WOOD LEG PROTECTOR \$41 List / Leg



THE LOUNGE COLLECTION | RENDEZVOUS



CERTIFIED
CLEAN AIR GOLD





COMPONENT-BASED
CONSTRUCTION

2K STATIC
CAPACITY


1K DROP
CAPACITY

RENDEZVOUS UPHOLSTERED ARM

STANDARD WITH SOLID WOOD LEGS

	MODEL	YARDS	COM	M	COL O	P	R	S	T	U	W/WL
CHAIR	RU-1	5	2090	2275	2500	2705	2925	3140	3360	3575	3900
W: 33 D: 32 H: 33 SW: 21 SD: 20 SH: 19.5 BH: 16 AH: 24											
SETTEE	RU-2	7.5	3149	3427	3764	4072	4402	4724	5054	5377	5864
W: 54 SW: 42											
SOFA	RU-3	10	4206	4576	5026	5436	5876	6306	6746	7176	7826
W: 75 SW: 63											
HIGHER BACK - 18"H	HB										66 LIST/BACK
H: 35 BH: 18											

RENDEZVOUS UPHOLSTERED ARM - OVERSIZE (18"H BACK)

	MODEL	YARDS	COM	M	COL O	P	R	S	T	U	W/WL
CHAIR	RUO-1	6	2418	2640	2910	3156	3420	3678	3942	4200	4590
W: 38 D: 32 H: 35 SW: 26 SD: 20 SH: 19.5 BH: 18 AH: 24											



RENDEZVOUS | LEG OPTIONS

	MODEL	DESCRIPTION	PRICE
3"H WOOD LEG	GGR4M	Hard Maple Legs	No Upcharge



	MODEL	DESCRIPTION	PRICE
3"H HIDE & GO MOBILITY	HGR4	Wood legs with in-line casters in front and dome glides in back. Specify Wood finish.	70 LIST



NOTE: Recommended for use on Chairs only, not on Settees and Sofas.

	MODEL	DESCRIPTION	PRICE
3" HEAVY DUTY CASTERS	43C	Set of 4 Non-Locking Casters	136 LIST/SET OF 4



NOTE: Recommended for use on Chairs only, not on Settees and Sofas.

	MODEL	DESCRIPTION	PRICE
3"H BRUSHED ALUMINUM NAVE LEGS	4NL		116 LIST/SET OF 4



NOTE: Metal Shelf option not available with Nave Legs.


	MODEL	DESCRIPTION	PRICE
2"H WOOD LEGS	R4M	Hard Maple Legs	No Upcharge



NOTE: 2" High legs reduce the seat height and overall height by 1" on seating.

RENDEZVOUS | ARM CAP OPTIONS

	MODEL	GRADE	A	B	C	D
SOLID SURFACE ARM CAPS	ACRS	Stocked Solid Surface	576 LIST/PR	624 LIST/PR	698 LIST/PR	822 LIST/PR
		Non-stocked (per color, per order)	ADD 410 NET	450 NET	490 NET	520 NET



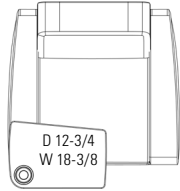
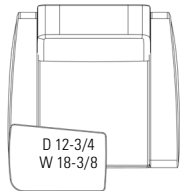
	MODEL	DESCRIPTION	PRICE
WOOD ARM CAPS	ACRM	Hard Maple Arm Caps	482 LIST/PR



NOTE: Custom Wood Finish (CWF) is a one-time upcharge of 300 NET per color.



Tablets available in Upholstered Arms with and without Arm Caps.

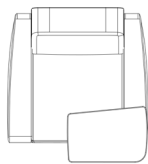
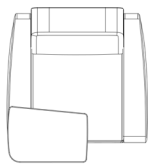


With Cup Holder Option

CHOOSE POSITION

(4)

(5)



(4) - Tablet on right as seated

(5) - Tablet on left as seated

SOLID SURFACE TABLET OPTION

MODEL	GRADE		A	B	C	D
ST-(4/5)	Stocked		845 LIST	886 LIST	948 LIST	1044 LIST
	Non-stocked (per color, per order)	ADD	410 NET	450 NET	490 NET	520 NET

LAMINATE OVER PLYWOOD CORE/EDGE TABLET OPTION

MODEL	GRADE		PRICE
LT-(4/5)	Stocked (Laminate tablets have a plywood edge. Specify finish.)		640 LIST
	Non-stocked (per color, per order)	ADD	50 NET

VENEER OVER PLYWOOD CORE/EDGE TABLET OPTION

MODEL	GRADE		PRICE
VT-(4/5)	Standard Wood Finish		640 LIST
	Custom Finish (one time charge per color)	ADD	300 NET

CUP HOLDER

MODEL	FINISH	PRICE
CUPIN	Brushed Aluminum	253 LIST



RENDEZVOUS | OTHER OPTIONS

METAL SHELF



MODEL	FOR USE WITH	DESCRIPTION	PRICE
SHF21M	Rendezvous Seating	Black Metal	601 LIST
SHF26M	Rendezvous Oversize Seating	Black Metal	703 LIST

NOTE: Metal Shelf option not available with Nave Legs.

RECESSED PULL HANDLE



MODEL	DESCRIPTION	PRICE
RPH(B/G)	For use with mobile options. Specify Black (B) or Gray (G).	101 LIST

ELECTRICAL / POWER PORT



(B) ALL BLACK



(W) ALL WHITE



(S) SILVER WITH WHITE OUTLETS

MODEL	DESCRIPTION	PRICE
XE3(COLOR)(4/5)	(1) Dual USB and (2) Standard Plug-Ins. 10' Cord Length. Available in All Black (B), All White (W) and Silver with White Outlets (S).	635 LIST/EACH

NOTE: Must choose placement in front panel: (4) Electrical on right as seated or (5) Electrical on left as seated

PRODUCT OPTIONS

MOISTURE BARRIER \$51 List / Yard; NOTE: Moisture Barrier may telegraph through thinner textiles.
FIRE WALL / CA T.B. 133 \$82 List / Yard
PERMA-COAT WOOD LEG PROTECTOR \$41 List / Leg



THE LOUNGE COLLECTION | RENDEZVOUS



CERTIFIED
CLEAN AIR GOLD






COMPONENT-BASED
CONSTRUCTION

2K STATIC
CAPACITY


1K DROP
CAPACITY


RENDEZVOUS OTTOMANS


HARD MAPLE LEGS

	MODEL	YARDS	COM	M	COL	P	R	S	T	U	W/WL
SINGLE W: 26 D: 22 H: 19.5	 ROT1	3	1104	1215	1350	1473	1605	1734	1866	1995	2190
DOUBLE W: 48 D: 22 H: 19.5	 ROT2	4	1535	1683	1863	2027	2203	2375	2551	2723	2983
BIG OTTO W: 36 D: 36 H: 19.5	 ROT3	4.5	1790	1957	2159	2344	2542	2735	2933	3127	3419

RENDEZVOUS OTTOMANS | LEG OPTIONS

	MODEL	DESCRIPTION	PRICE
3"H WOOD LEGS 	GGR4M	Hard Maple Legs	No Upcharge

	MODEL	DESCRIPTION	PRICE
3" HEAVY DUTY CASTERS 	43C	Set of 4 Non-Locking Casters	136 LIST/SET OF 4

	MODEL	DESCRIPTION	PRICE
3"H BRUSHED ALUMINUM NAVE LEGS 	4NL		116 LIST/SET OF 4

	MODEL	DESCRIPTION	PRICE
2"H WOOD LEGS 	ROT4M	Hard Maple Legs	No Upcharge

NOTE: 2" High legs reduce the seat height and overall height by 1" on seating.

PRODUCT OPTIONS

- MOISTURE BARRIER** \$51 List / Yard; NOTE: Moisture Barrier may telegraph through thinner textiles.
- FIRE WALL / CA T.B. 133** \$82 List / Yard
- PERMA-COAT WOOD LEG PROTECTOR** \$41 List / Leg



THE LOUNGE COLLECTION | RENDEZVOUS SQUARED



CERTIFIED
CLEAN AIR GOLD







2K STATIC
CAPACITY


1K DROP
CAPACITY

RENDEZVOUS SQUARED UPHOLSTERED ARM

STANDARD WITH SOLID WOOD LEGS

			MODEL	YARDS	COM	M	COL O	P	R	S	T	U	W/WL
CHAIR			RSU-1	5	2172	2357	2582	2787	3007	3222	3442	3657	3982
W: 33	D: 32	H: 33											
SW: 21	SD: 20	SH: 19.5											
BH: 16	AH: 24												
SETTEE			RSU-2	7.5	3231	3509	3846	4154	4484	4806	5136	5459	5946
W: 54													
SW: 42													
SOFA			RSU-3	10	4288	4658	5108	5518	5958	6388	6828	7258	7908
W: 75													
SW: 63													
HIGHER BACK - 18"H			HB										66 LIST/BACK
H: 35													
BH: 18													

RENDEZVOUS SQUARED UPHOLSTERED ARM - OVERSIZE (18"H BACK)

			MODEL	YARDS	COM	M	COL O	P	R	S	T	U	W/WL
CHAIR			RSUO-1	6	2500	2722	2992	3238	3502	3760	4024	4282	4672
W: 38	D: 32	H: 35											
SW: 26	SD: 20	SH: 19.5											
BH: 18	AH: 24												



RENDEZVOUS SQUARED | LEG OPTIONS

	MODEL	DESCRIPTION	PRICE
3"H WOOD LEGS	GGRS4	Hard Maple Legs	No Upcharge



	MODEL	DESCRIPTION	PRICE
3"H HIDE & GO MOBILITY	HGRS4	Wood legs with in-line casters in front and dome glides in back. Specify Wood finish.	70 LIST



NOTE: Recommended for use on Chairs only, not on Settees and Sofas.

	MODEL	DESCRIPTION	PRICE
3"H HEAVY DUTY CASTERS	43C	Set of 4 Non-Locking Casters	136 LIST/SET OF 4



NOTE: Recommended for use on Chairs only, not on Settees and Sofas.

	MODEL	DESCRIPTION	PRICE
3"H BRUSHED ALUMINUM NAVE LEGS	4NL		116 LIST/SET OF 4



NOTE: Metal Shelf option not available with Nave Legs.

	MODEL	DESCRIPTION	PRICE
2"H WOOD LEGS	Q4M	Hard Maple Legs	No Upcharge



NOTE: 2" High legs reduce the seat height and overall height by 1" on seating.

RENDEZVOUS SQUARED | ARM CAP OPTIONS

	MODEL	GRADE	A	B	C	D
1/2" THICK SOLID SURFACE ARM CAPS	ACQS	Stocked Solid Surface	530 LIST/PR	578 LIST/PR	648 LIST/PR	758 LIST/PR
		Non-stocked (per color, per order)	ADD 410 NET	450 NET	490 NET	520 NET



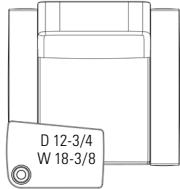
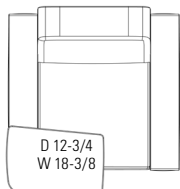
	MODEL	DESCRIPTION	PRICE
WOOD ARM CAPS	ACQM	Hard Maple Arm Caps	434 LIST/PR



NOTE: Custom Wood Finish (CWF) is a one-time upcharge of 300 NET per color.



Tablets available in Upholstered Arms with and without Arm Caps.

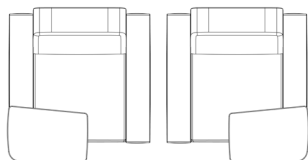


With Cup Holder Option

CHOOSE POSITION

(4)

(5)



(4) - Tablet on right as seated

(5) - Tablet on left as seated

SOLID SURFACE TABLET OPTION

MODEL	GRADE		A	B	C	D
ST-(4/5)	Stocked		845 LIST	886 LIST	948 LIST	1044 LIST
	Non-stocked (per color, per order)	ADD	410 NET	450 NET	490 NET	520 NET

LAMINATE OVER PLYWOOD CORE/EDGE TABLET OPTION

MODEL	GRADE		PRICE
LT-(4/5)	Stocked (Laminate tablets have a plywood edge. Specify finish.)		640 LIST
	Non-stocked (per color, per order)	ADD	50 NET

VENEER OVER PLYWOOD CORE/EDGE TABLET OPTION

MODEL	GRADE		PRICE
VT-(4/5)	Standard Wood Finish		640 LIST
	Custom Finish (one time charge per color)	ADD	300 NET

CUP HOLDER

MODEL	FINISH		PRICE
CUPIN	Brushed Aluminum		253 LIST



RENDEZVOUS SQUARED | OTHER OPTIONS

METAL SHELF



MODEL	FOR USE WITH	DESCRIPTION	PRICE
SHF21M	Rendezvous Squared Chairs	Black Metal	601 LIST
SHF26M	Rendezvous Squared Oversize Chairs	Black Metal	703 LIST

NOTE: Metal Shelf option not available with Nave Legs.

RECESSED PULL HANDLE



MODEL	DESCRIPTION	PRICE
RPH(B/G)	For use with mobile options. Specify Black (B) or Gray (G).	101 LIST

ELECTRICAL / POWER PORT



(B) ALL BLACK



(W) ALL WHITE



(S) SILVER WITH WHITE OUTLETS

MODEL	DESCRIPTION	PRICE
XE3(COLOR)(4/5)	(1) Dual USB and (2) Standard Plug-Ins. 10' Cord Length. Available in All Black (B), All White (W) and Silver with White Outlets (S).	635 LIST/EACH

NOTE: Must choose placement in front panel: (4) Electrical on right as seated or (5) Electrical on left as seated

PRODUCT OPTIONS

MOISTURE BARRIER \$51 List / Yard; NOTE: Moisture Barrier may telegraph through thinner textiles.
FIRE WALL / CA T.B. 133 \$82 List / Yard
PERMA-COAT WOOD LEG PROTECTOR \$41 List / Leg






THE LOUNGE COLLECTION | RENDEZVOUS SQUARED



RENDEZVOUS SQUARED OTTOMANS

HARD MAPLE LEGS

	MODEL	YARDS	COM	M	COL	P	R	S	T	U	W/WL
SINGLE W: 26 D: 22 H: 19.5	 RSOT1	3	1104	1215	1350	1473	1605	1734	1866	1995	2190
DOUBLE W: 48 D: 22 H: 19.5	 RSOT2	4	1535	1683	1863	2027	2203	2375	2551	2723	2983
BIG OTTO W: 36 D: 36 H: 19.5	 RSOT3	4.5	1790	1957	2159	2344	2542	2735	2933	3127	3419

RENDEZVOUS SQUARED OTTOMANS | LEG OPTIONS

	MODEL	DESCRIPTION	PRICE
3"H WOOD LEGS	GGRS4	Hard Maple Legs	No Upcharge



	MODEL	DESCRIPTION	PRICE
3" HEAVY DUTY CASTERS	43C	Set of 4 Non-Locking Casters	136 LIST/SET OF 4



	MODEL	DESCRIPTION	PRICE
3"H BRUSHED ALUMINUM NAVE LEGS	4NL		116 LIST/SET OF 4



	MODEL	DESCRIPTION	PRICE
2"H WOOD LEGS	Q4M	Hard Maple Legs	No Upcharge



NOTE: 2" High legs reduce the seat height and overall height by 1" on seating.

PRODUCT OPTIONS

- MOISTURE BARRIER** \$51 List / Yard; NOTE: Moisture Barrier may telegraph through thinner textiles.
- FIRE WALL / CA T.B. 133** \$82 List / Yard
- PERMA-COAT WOOD LEG PROTECTOR** \$41 List / Leg



THE LOUNGE COLLECTION | SOIRÉE



CERTIFIED
CLEAN AIR GOLD



COMPONENT-BASED
CONSTRUCTION






2K STATIC
CAPACITY




1K DROP
CAPACITY

SOIRÉE UPHOLSTERED ROLLED ARM





STANDARD WITH SOLID WOOD LEGS

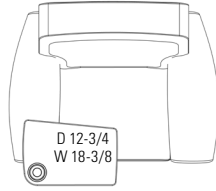
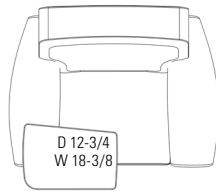
	MODEL	YARDS	COM	M	COL O	P	R	S	T	U	W/WL
CHAIR	REE-1	6	2761	2983	3253	3499	3763	4021	4285	4543	4933
W: 39.5 D: 32 H: 33.5 SW: 21 SD: 20 SH: 18.5 BH: 18 AH: 24											
SETTEE	REE-2	9.25	3968	4310	4727	5106	5513	5911	6318	6715	7317
W: 60.5 SW: 42											
SOFA	REE-3	12.5	5187	5650	6212	6725	7275	7812	8362	8900	9712
W: 81.5 SW: 63											

SOIRÉE UPHOLSTERED ROLLED ARM - OVERSIZE

	MODEL	YARDS	COM	M	COL O	P	R	S	T	U	W/WL
CHAIR	REEO-1	6.75	3115	3365	3669	3945	4242	4533	4830	5120	5559
W: 44.5 D: 32 H: 33.5 SW: 26 SD: 20 SH: 18.5 BH: 18 AH: 24											

SOIRÉE | LEG OPTIONS

	MODEL	DESCRIPTION	PRICE
WOOD LEGS	GGF4	Specify Wood Finish on Hard Maple	No Upcharge
			
3"H HIDE & GO MOBILITY	HGF4	Wood legs with in-line casters in front and dome glides in back. Specify Wood finish.	70 LIST
			
		NOTE: Recommended for use on Chairs only, not on Settees and Sofas.	
3" HEAVY DUTY CASTERS	43C	Set of 4 Non-Locking Casters	136 LIST/SET OF 4
			
		NOTE: Recommended for use on Chairs only, not on Settees and Sofas.	
3"H BRUSHED ALUMINUM NAVE LEGS	4NL		116 LIST/SET OF 4
			
		NOTE: Metal Shelf option not available with Nave Legs.	



With Cup Holder Option

CHOOSE POSITION

(4)



(5)



(4) - Tablet on right as seated

(5) - Tablet on left as seated

SOLID SURFACE TABLET OPTION

MODEL	GRADE		A	B	C	D
ST-(4/5)	Stocked		845 LIST	886 LIST	948 LIST	1044 LIST
	Non-stocked (per color, per order)	ADD	410 NET	450 NET	490 NET	520 NET

LAMINATE OVER PLYWOOD CORE/EDGE TABLET OPTION

MODEL	GRADE		PRICE
LT-(4/5)	Stocked (Laminate tablets have a plywood edge. Specify finish.)		640 LIST
	Non-stocked (per color, per order)	ADD	50 NET

VENEER OVER PLYWOOD CORE/EDGE TABLET OPTION

MODEL	GRADE		PRICE
VT-(4/5)	Standard Wood Finish		640 LIST
	Custom Finish (one time charge per color)	ADD	300 NET

CUP HOLDER

MODEL	FINISH	PRICE
CUPIN	Brushed Aluminum	253 LIST



SOIRÉE | OTHER OPTIONS

	MODEL	FOR USE WITH	DESCRIPTION	PRICE
METAL SHELF	SHF21M	Soirée Chairs	Black Metal	601 LIST
	SHF26M	Soirée Oversize Chairs	Black Metal	703 LIST



NOTE: Metal Shelf option not available with Nave Legs.

	MODEL	DESCRIPTION	PRICE
RECESSED PULL HANDLE	RPH(B/G)	For use with mobile options. Specify Black (B) or Gray (G).	101 LIST



	MODEL	DESCRIPTION	PRICE
ELECTRICAL / POWER PORT	XE3(COLOR)(4/5)	(1) Dual USB and (2) Standard Plug-Ins. 10' Cord Length. Available in All Black (B), All White (W) and Silver with White Outlets (S).	635 LIST/EACH



(B) ALL BLACK



(W) ALL WHITE



(S) SILVER WITH WHITE OUTLETS




NOTE: Must choose placement in front panel: (4) Electrical on right as seated or (5) Electrical on left as seated

PRODUCT OPTIONS




MOISTURE BARRIER \$51 List / Yard; NOTE: Moisture Barrier may telegraph through thinner textiles.
FIRE WALL / CA T.B. 133 \$82 List / Yard
PERMA-COAT WOOD LEG PROTECTOR \$41 List / Leg



FLAIR AND SOIRÉE OTTOMANS

		MODEL	YARDS	COM	M	COL	P	R	S	T	U	W/WL
SINGLE		SOT1	3	1104	1215	1350	1473	1605	1734	1866	1995	2190
W: 26 D: 22 H: 18.5												
DOUBLE		SOT2	4	1535	1683	1863	2027	2203	2375	2551	2723	2983
W: 48 D: 22 H: 18.5												
BIG OTTO		SOT3	4.5	1790	1957	2159	2344	2542	2735	2933	3127	3419
W: 36 D: 36 H: 18.5												

FLAIR AND SOIRÉE OTTOMANS | LEG OPTIONS

	MODEL	DESCRIPTION	PRICE
WOOD LEGS		GGF4 Specify Wood Finish on Hard Maple	No Upcharge
3" HEAVY DUTY CASTERS		43C Set of 4 Non-Locking Casters	136 LIST/SET OF 4
3"H BRUSHED ALUMINUM NAVE LEGS		4NL	116 LIST/SET OF 4

PRODUCT OPTIONS

MOISTURE BARRIER \$51 List / Yard; NOTE: Moisture Barrier may telegraph through thinner textiles.
FIRE WALL / CA T.B. 133 \$82 List / Yard
PERMA-COAT WOOD LEG PROTECTOR \$41 List / Leg



INTEGRA | STOCKED FINISHES

SOLID SURFACE | STOCKED OPTIONS

INTEGRASEATING.COM/FINISHES

GRADE

A	LG HI-MACS	Arctic White, Almond Pearl, Steel Gray
B	LG HI-MACS	Pebble Pearl, Desert Sand, Allspice Quartz, Armadillo
C	LG HI-MACS	Andromeda, Gray, Black
D	CORIAN	Weathered Concrete, Deep Sable, Deep Titanium

METAL FINISH | STANDARD OPTIONS

POWDER COAT	Glacier	CX	Bronze	ZX	BRUSHED CHROME	BC
	Chalk	HX	Bark	KX	BRUSHED ALUMINUM	BA
	Cement	MX	Slate	SX		
	Silver	VX	Onyx	BX		
	Fossil	FX				

NOTE: See each series for available standards.

WOOD FINISH | STANDARD OPTIONS

HARD MAPLE

INSPIRED COLORS	Sugar	Pewter Mist	ORIGINAL COLORS	Vanilla	Saffron
	Sea Salt	Poppy Seed		Ginger	Chili
	Almond	Hazelnut		Cinnamon	Clove
	Jasmine	Mocha		Nutmeg	Pepper

NOTE: Custom Wood Finishes are available at a one-time upcharge of \$300 Net per color. Contact your customer service representative for more details.

STOCKED LAMINATE OPTIONS FOR WOOD FINISHES

INSPIRED WOOD FINISH	HPL MANUFACTURER	NAME/PATTERN	ID#	ORIGINAL WOOD FINISH	HPL MANUFACTURER	NAME/PATTERN	ID#
Sugar	Wilsonart	Phantom Pearl	8211K-28	Vanilla	Pionite	Hardrock Maple	WM791-S
Sea Salt (opt. 1)	Wilsonart	Asian Sand	7952K-18	Ginger	Pionite	Millwork Cherry	WC431-PV
Sea Salt (opt. 2)	Wilsonart	Wallaby	D439-60	Cinnamon	Nevamar	Blossom Cherry	WC5581N
Almond	Wilsonart	Raw Chestnut	7975K-12	Nutmeg	Wilsonart	Cherrywood	11062K-07
Jasmine	Nevamar	Beige Renaissance	WM8258-T	Saffron	Wilsonart	Judicial Walnut	11065K-07
Pewter Mist	Nevamar	Luminary Teak	WT0005T	Chili	Wilsonart	Empire Mahogany	7122K-07
Poppy Seed (opt. 1)	Formica	Silver Riftwood	6413-NG	Clove	Wilsonart	Cafelle	7933K-07
Poppy Seed (opt. 2)	Pionite	Absolute Acajou	WY160-SD	Clove (alt)	Wilsonart	Cocobala	7942K-07
Poppy Seed (opt. 3)	Wilsonart	Phantom Cocoa	8213K-28	Pepper	Wilsonart	Black	1595K-07
Poppy Seed (opt. 4)	Wilsonart	Skyline Walnut	7964K-12				
Hazelnut (opt. 1)	Wilsonart	Studio Teak	7960K-18				
Hazelnut (opt. 2)	Pionite	Pralines & Cream	WW160-SD				
Mocha (opt. 1)	Wilsonart	Hampton Walnut	7959K-78				
Mocha (opt. 2)	Formica	Cocoa Maple	7739-58				
Mocha (opt. 3)	Pionite	Gunstock Savoy Walnut	WW971-SD				

NOTE: Non-Stocked Laminate selections incur a \$50 Net charge per color, per order.



ORDERING & SPECIFICATIONS

HOW TO USE THIS PRICE LIST

Each series or collection has the available options within that series. Available options may include: legs/bases, arm caps, seats, tablets, power, and other product options. Please see each series for the available options, details, and pricing.

Integra's PDF price list has links from the Table of Contents to each section for easier movement through the document. Also, at the top of each page is an icon that will take you back to the Table of Contents page.

And of course, our exceptional Customer Service Team is happy to help you with quotes, product questions and anything else you need to work with Integra products!

GENERAL ORDERING INFORMATION

Direct all orders to: **INTEGRA, INC.**
PO BOX M
807 Wisconsin Street
Walworth, WI 53184
(800) 235-0234 (262) 275-2161 (262) 275-3614 FAX
orderentry@integraseating.com

When placing an order, please be sure to include ALL of the following:

- Your Company Name, Address, Telephone, Fax and Email Address
- Contact Person for Order and Email Address
- Purchase Order Number, Bill To Address, Ship to Address, Order Date
- Integra Quote Number, if Integra provided a Quote
- Quantity
- Product Code/Number
- Product Description
- Selected Options
- Fabric: Pattern and Color
- Wood Species
- Wood Finish
- Line Drawings for System Orders
- Requested Ship Date
- Any Special Instructions

ORDERS & ORDER CONFIRMATION:

Orders may be received via fax, mail or emailed to orderentry@integraseating.com. Acknowledgments will be emailed. Changes in the ship to address after order entry will incur additional charges.

CHANGE ORDERS AND CANCELLATIONS:

Written changes on orders or cancellations of orders will only be accepted within 48 hours after receipt of order.

PRICES:

Published prices are List F.O.B. destination on shipments over \$7,500 List and within the Contiguous U.S. Shipments under \$7,500 List will incur a \$300 NET freight charge. Integra prefers to ship furniture set-up at the factory and blanket-wrapped. In certain instances, furniture will be packaged in cartons and shipped; cartoning charges may apply.

Prices do not include:

- storage or insurance charges
- sales or other taxes
- multiple deliveries, uncartoning, assembly, or installation

TERMS OF PAYMENT:

Orders require prepayment upon placement of original order, balance required prior to shipment. Terms for accredited customers are NET 30. Integra may request advance payment at any time. A service charge for any special handling may be assessed. A service charge of 1.5% per month will be assessed on unpaid balance of all past due accounts.

RETURNS:

No returns of furniture will be accepted without our written consent and shipping instructions. Special order items are not subject to return.

DESIGN AND SPECIFICATIONS

Integra reserves the right to alter product design for purposes at our discretion including: construction and material improvements, pricing or dimension corrections, and other purposes without notification. All dimensions shown are approximate. If critical specifications are required, please consult the factory.

GENERAL PRODUCT SPECIFICATIONS:

Integra's products listed in this contract price list include these features:

- Component-based Construction
- High Resilience Foam in All Seat Units
- No-spring Dymetrol Suspension System
- All Integra chairs and seating units have a minimum 800 lbs dynamic load capacity and a 1200 lbs static load capacity

CUSTOM PRODUCT DESIGN & ENGINEERING:

Integra tries to accommodate custom request to best meet the needs of our customers. Please bring custom requests to our Project Management Team. They will work with our Engineering Team for review and approval. **If approved, most custom requests will incur a \$300 NET Custom Engineering Fee.** If the custom request involves a significant amount of custom design and engineering that charge may be increased. Our team will notify the requestor of any increase in charges.

LIFETIME WARRANTY:

Products manufactured by Integra after October, 1 2007 are warranted to be free of defects in material and workmanship under normal use for the lifetime of the product. Product must be properly assembled, maintained and in use by its original owner. Under the warranty, the obligation of Integra is limited to the repair or replacement of such furniture. Damage in transit or by negligence, abuse, abnormal usage, misuse, accidents or alterations nullifies the warranty.

As Buyer's sole remedy under this warranty, Integra, at its option, will repair or replace damaged parts at no charge to the original owner of record provided the replacement or return has previously been authorized by Integra under terms of this warranty. Normal aging and wear of fabrics, filling materials, and finishes are excepted from this warranty. Any labor charges incurred will be at the Buyer's expense. It is expressly agreed that this remedy of repair, replacement or credit, at Integra's option, is Buyer's exclusive remedy under this warranty. In no event shall Seller be liable for consequential damages.

All other express or implied warranties made by any sales representative, or agent, or other representative, including any warranty of merchantability or fitness for a particular use, are hereby excluded. A-Chairs carry a 10 year warranty. Electric Power Ports carry a one year warranty.

FABRICS:

In order to fit the wide range of our customer's needs, Integra currently has partnerships and graded-in programs with these textile companies:

Anzea	www.anzea.com	877.862.6932
Arc-Com	www.arc-com.com	800.223.5466
Architex	www.architex-ljh.com	800.621.0827
Camira	www.camirafabrics.com	616.288.0655
CF Stinson	www.cfstinson.com	800.841.6279
DesignTex	www.designtex.com	800.221.1540
EnviroLeather by LDI	www.ldiinteriors.com	866.332.0700
Maharam	www.maharam.com	800.645.3943
Mayer	www.mayerfabrics.com	800.428.4415
Momentum	www.memosamples.com	800.366.6839
UltraFabrics	www.ultrafabricsinc.com	877.309.6648

For a listing of the current graded-in fabrics and grades, visit our website at integraseating.com/fabrics.

Many fabrics, vinyls, coated and wovens are moisture resistant and have the ability to be cleaned with bleach-solutions. Please consult the fabric distributors above for best options for your specific needs.



DESIGN AND SPECIFICATIONS (CONTINUED)

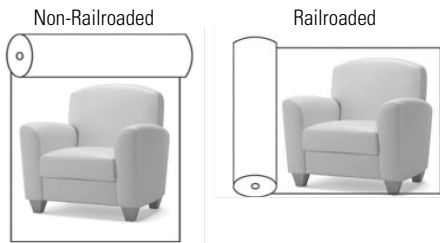
Integra offers a wide range of fabrics to our customers in our graded-in program. Integra does not stock fabric; all textiles are ordered from the distributor at the time we receive an order. Integra is not responsible for differences in color between material supplied and samples from which choices have been made, nor is Integra responsible for matching upholstery on existing product to any future orders. **Please note that Integra does not warranty fabrics and is not responsible for any replacement fabric, covers, or re-upholstery labor costs for failed fabrics whether graded-in or sent to us as a COM/COL. We can provide a quote for new covers at the time needed. Please contact the fabric companies for any warranty information on their own products.**

COMBINATION FABRICS (Simple and Complex):

More than one fabric may be specified and applied to the same product. Integra does not upcharge for simple fabric combinations which consist of one fabric each on a component (i.e. seat, back, arm, or front panel). For simple combinations, the price is typically based upon the highest fabric grade of the chosen fabrics on the product. Complex fabric combinations consist of multiple fabrics on a single component, such as the front of the back in Fabric A and the back of the back is in Fabric B. Complex combinations will incur a 5% upcharge. Fabric combination forms are required at the time of order. Contact Customer Service for fabric combination forms or assistance.

FABRIC APPLICATION:

Standard procedure is for Integra to match all fabrics that require matching such as plaids, prints, or stripes. If matching is not desired, this must be clearly noted on the purchase order. Integra will apply textiles to upholstered items in the manner which we deem to be the most appealing.



Standard procedure is for Integra to cut all fabrics non-railroaded unless otherwise clearly specified on the purchase order. See the diagrams above for a visual description of non-railroaded vs railroaded applications. To ensure correct cutting and application of the fabric, it is suggested that a clearly marked sample is sent with the purchase order when requesting a non-standard application of the fabric. Please note that when railroading fabric, it is possible that additional yardage may be required. Integra assumes no responsibility for the direction in which the textiles are applied unless it is clearly specified on the purchase order.

FABRIC REPEATS:

Fabric with larger repeats or smaller roll widths may require additional fabric than what is noted in the price list. Standard upholstery textile rolls are 54-inch wide. The yardage amounts noted are based upon 54-inch wide textiles without a pattern repeat. For calculating additional yardage due to pattern repeat or a roll less than 54" wide, see chart below to match roll width with repeat amount. For the specific textile, with both the vertical & horizontal repeat measurements, use the larger of the two repeats then use the chart below for additional yardage requirements. Add the required additional % to the COM yardage amount noted in the current Integra Price List for total yardage needed per furniture item.

UPH. TEXTILE ROLL WIDTH	SOLID NO REPEAT	REPEAT OF 2"-14"	REPEAT OF 15"-19"	REPEAT OF 20"-27"	REPEAT OF 28"-36"
54"	0%	10%	15%	20%	25%
50" - 53"	16%	20%	25%	30%	35%
48"	16%	25%	30%	35%	40%
45"	40%	50%	55%	60%	65%
36"	50%	60%	65%	70%	75%

Contact Integra Customer Service at 800-235-0234 x4 with any questions.

For graded-in fabrics, this additional fabric yardage will be noted and charged as a separate line on the quotation, sales order, and invoice.

DESIGN AND SPECIFICATIONS (CONTINUED)

CUSTOMER'S OWN MATERIAL (C.O.M.) POLICY:

Integra will work with customer's own material with approval. A memo sample of the fabric must be sent to the factory before the fabric can be approved for upholstery purposes only; this approval is NOT an indicator of how it will perform in the field. Following approval, you will be advised of any additional yardage which may be required for your order and any upcharges for special handling and/or hand cutting. COM combo yardage will increase yardage. Contact Customer Service for combo yardage summary. COM yardage estimates are based upon 54-inch wide textiles without pattern repeat. **COM must be on one continuous roll or the same dye lot and consistent repeat.** A memo sample of your fabric should accompany the purchase order to properly identify your fabric when it arrives at the factory.

Please note that all C.O.M. fabrics must ship freight prepaid (collect shipments will not be accepted) and should be properly labeled for your order. Ship to:

Integra, Inc.
Tag for: (Your PO# of the order it is to be applied to)
810 Wisconsin Street
Walworth, WI 53184

The prices shown for COM include the product and only the labor for the fabric's application. The cost of fabric and freight costs to ship the fabric is the customer's responsibility. The performance of any fabric is the responsibility of the fabric supplier. Integra does not offer any warranty to fabrics. While we inspect fabrics for mill imperfections, some are difficult to recognize. We cannot be responsible for defects, color inaccuracies, dye lot variations, and other flaws. Under no circumstances will Integra assume responsibility for COM/COL shortages, flaws, or other such problems. While we make a concerted effort to control COM/COL materials, it is not our responsibility to monitor the receipt of these materials in order to meet delivery deadlines and we assume that customers are aware of any undue delay in delivery of their COM/COL materials.

Integra does not warranty fabrics and is not responsible for any replacement fabric, covers, or re-upholstery labor costs for failed fabrics whether graded-in or sent to us as a COM/COL. We can provide a quote for new covers at the time needed. Please contact the fabric companies for any warranty information on their own products.

WOOD FINISHES AND WOOD SPECIES:

Integra cannot be responsible for differences in color or tone between the finish sample and final finished product. This difference is due to the variations in natural material and finish surface size.

Standard Wood Species: Hard Maple

Original Wood Finishes

- Vanilla
- Ginger
- Cinnamon
- Nutmeg
- Saffron
- Chili
- Clove
- Pepper

Inspired Colors Wood Finishes

- Sugar
- Sea Salt
- Almond
- Jasmine
- Pewter Mist
- Poppy Seed
- Hazelnut
- Mocha

CUSTOM WOOD FINISH (CWF):

Integra will accept custom finish orders. This could extend lead time. There is a \$300 NET flat fee upcharge for custom finish orders. An additional upcharge is possible depending on stain. Paint finish will not be accepted. Send a wood sample which will be matched and returned to you for sign off approval. When the approval is received by Integra, the order will be entered into production. Custom wood finishes are valid for a minimum of 2 years.

METAL POWDER COAT FINISHES:

- Glacier
- Chalk
- Cement
- Silver
- Fossil
- Bronze
- Bark
- Slate
- Onyx



DESIGN AND SPECIFICATIONS (CONTINUED)

LAMINATE:

On many Integra Tables, Table Arms, and Arm Caps, laminate is a top option. Please see each series for availability. Pricing for laminates falls into the following categories:

Stocked Laminates

Integra has chosen specific laminates to match our standard wood finishes where possible. Contact Customer Service for a list of standard laminates. See LAM Price in Price List.

Other Laminates

Any laminate not in our stocked program, including custom or premium, will incur a \$50 NET flat fee upcharge per laminate selection on each order. Orders with custom laminate or special finishes may have extended lead times.

SOLID SURFACE:

Stocked Solid Surfaces: See current listing of Stocked Solid Surfaces

Non-Stocked Solid Surfaces: Upcharges will apply

MOISTURE BARRIER:

A moisture barrier option is available for all styles of Integra seat units. A polyurethane layer is placed between the fabric and the foam to protect the foam from any moisture. There is an upcharge for this option; please see Product Options in each series for availability, current pricing and yardage requirements per item. Moisture Barrier may telegraph through thinner textiles.

CALIFORNIA TB 117 AND 133 COMPLIANCE:

All Integra products with standard fabrics pass CA TB 117 fire code requirements, and are able to pass CA TB 133 using approved fabric and **fire wall**. Contact factory for information regarding approved fabrics which meet the requirements of this technical bulletin. Application of **fire wall** for TB 133 compliance requires an upcharge; see Product Options in each series for availability, current pricing and yardage requirements per item. We cannot be responsible for flame retardancy of C.O.M. fabrics; please consult published technical data of fabric suppliers. NOTE: CA TB 133 option not available with leather.

PACKAGING & SHIPPING

FREIGHT:

Shipments to AZ, NM, CA, OR, WA, ID, MT & NV over \$10,000 List include freight charges. Shipments to all other states within the Contiguous US over \$7,500 List include freight charges. Please note that cartoned shipments can incur additional expenses from our freight carriers. Please contact Integra Customer Service for upcharges.

Shipments made outside the Contiguous United States will be cartoned and shipped to the Port of Exit. Cartoning charges will apply; customer is responsible for freight charges from the Port of Exit to the final destination.

Integra's standard method is to set-up and blanket wrap furniture for shipping. This requires coordination with the freight company in order to meet and unload the truck at the destination. Furniture is assembled and will need to be inspected and set in place.

Integra will require receiving information at the time of the order and will advise estimated unloading time allotted for delivery. A loading dock to accommodate a 53' trailer is required for all shipments from Integra. Please note, improper loading dock at receiving point, lack of appropriate personnel to unload product and/or excessive unloading time will incur additional charges.

At time of delivery, blankets are removed and returned with driver. Inspection & damage must be noted within time allotted for unloading.

Should the freight company discover improper loading dock or inadequate personnel for unloading at time of delivery, the freight carrier reserves the right to have freight returned; this will incur reconsignment and reshipping charges which will be billed to the customer's account and will be due before the 2nd delivery attempt.

SPECIFIC DATE DELIVERY:

If a shipment requires a specific day of delivery or time-specific delivery, additional charges will be applied by the freight company which will be added to your invoice. Shipments to New York City and Washington DC metro areas will also incur additional expenses from our freight carriers. Please contact Customer Service for upcharges.

CARTON CHARGES:

In certain cases, and as an option, we can carton our furniture for shipping. The following cartoning charges will apply:

Carton Charges: \$35 NET per chair; \$50 NET per settee; \$65 NET per sofa. Tables: \$35 NET up to 24x24x24 in size; \$50 NET up to 36x36x36 in size and all oval, half oval and rectangular tables. 42x42 and 48x48 tables will be blanket-wrapped only; they cannot be cartoned. Please note that cartoned shipments can incur additional expenses from our freight carriers. Please contact Integra Customer Service for upcharges.

MINIMUM ORDER FREIGHT CHARGE:

Shipments to AZ, NM, CA, OR, WA, ID, MT & NV under \$10,000 List will incur a \$500 NET Freight Charge. Shipments to all other states within the Contiguous US under \$7,500 List will incur a \$300 NET Freight Charge.

FREIGHT DAMAGE CLAIMS:

All Integra products are carefully inspected prior to shipment from the factory. Title to products is passed to the purchaser and Integra's responsibility ceases when the shipment is accepted for transportation by a carrier. Freight claims are the responsibility of the customer. All shipments should be carefully inspected before acceptance and the customer MUST record any damage on both copies of the freight bill, signed by the customer and the driver. Concealed damage reports must be made to the carrier within 10 days after delivery or the carrier will not be responsible. All packing materials involved in a damage claim must be saved in their original condition until they have been inspected by the proper agent.

STORAGE:

If a customer is unable to accept delivery of merchandise when Integra is ready to make a shipment, Integra reserves the right to transfer merchandise to storage. Transfer to storage and storage charges will be at customer's expense. Transfer to storage shall constitute delivery for all intents and purposes, including invoicing and payment.